



Two
Collections.
Infinite
Possibilities.

DESIGNER SWITCHES & OUTLETS
from the **adorne®** and **radiant®** Collections



Elevate your space with exceptional style & innovative functionality.

Designer switches and outlets deliver advanced features to enhance everyday life while perfectly complementing any décor. Available in two distinct collections — adorne® and radiant® — and continuing a legacy of superb performance, these switches and outlets combine unmatched style with inventive technologies to offer comfort, safety and convenience.

From switches you wave on and self-calibrating universal dimmers, to industry-leading charging speeds and ultra-reliable smart lighting, this is where form and function intertwine.

For an accessible luxury that transforms how any room both looks and feels, explore designer switches and outlets.



TABLE OF CONTENTS

04 **Designer Switches & Outlets**

04 • Overview & Inspiration

07 **The adorne® Collection**

08 • Featured Categories

16 • adorne Dimmers & Switches

20 • adorne Outlets & USB Charging

26 • adorne Smart Lighting

28 • adorne Connectivity Accessories

32 • adorne Wall Plates

44 • adorne Under-Cabinet Lighting & Power System

53 **The radiant® Collection**

54 • Featured Categories

64 • radiant Dimmers & Switches

69 • radiant Outlets & USB Charging Solutions

76 • radiant Smart Lighting

79 • radiant Wall Plates

80 **Product Index**


80 • adorne Dimensions

81 • Index by Part Number

Two Collections. Infinite Possibilities.

The adorne and radiant Collections offer solutions to fit any need, in colors and finishes to match every taste — whether it means blending seamlessly into a room that’s traditional and timeless, or adding an attention-grabbing accent to a more contemporary space.

Find your perfect finishing touch with designer switches and outlets.



The adorne Collection. Bold and beautiful, in the signature square. Select from adorne switches, dimmers and outlets in graphite, magnesium and white finishes, then pair them with dazzling screwless wall plates available in on-trend colors, finishes and materials.




The radiant Collection. Clean lines and classic colors, for a sophisticated touch. Give your space a “little something extra” with this elegant upgrade to a standard rectangular device. Switches, dimmers, outlets and wall plates available in nine finishes to easily coordinate with popular paint and hardware trends.



the
adorne[®]
collection


Dimmers & Switches



PADDLE SWITCH | ASPD1532W4
Upgrade from a standard switch. Turn lights on/off with easy up-or-down action.

PADDLE FAN SPEED CONTROL | AAFN4S16AW4
Adjust fan speed with modern style.

WHISPER DIMMER | ADWR703HW4
Turn lights on/off with a fluid, gentle action. Or use the slider to adjust light level.



SOFTAP TRU-UNIVERSAL DIMMER | ADTP703TUW4
The simplest solution to every dimming need, this dimmer self-calibrates to work with dimmable bulbs & loads (except 0-10V). Turn lights on/off with a light push action.

TOUCH SWITCH | ASTH1532W2
Turn lights on/off with just a simple touch.

WAVE SWITCH | ASWV1532W2
Go germ-free. Turn lights on/off with a wave.

Outlets and Night Lights



TAMPER-RESISTANT OUTLET | ARTR152W4

Upgrade from a standard outlet with discreet tamper-resistance.


ENERGY-SAVING ON/OFF OUTLET | ARPS152W4

Add style, while reducing energy waste. Outlet can be shut off when not in use to avoid pulling power in standby mode.

TAMPER-RESISTANT SELF-TEST

GFCI OUTLET | AGFTR2152W4

Get superior safety and superior style. Protects against electrical shock caused by ground-faults.



POP-OUT OUTLET | ARPTR151GW2

Pop it out to fit up-to-3 plugs simultaneously, then gently push back into the wall when not in use.


NIGHT LIGHT | AANLM24

Add built-in illumination for easier nighttime navigation.

PORTABLE NIGHT LIGHT/FLASHLIGHT | AARNL2

An in-wall night light that can be popped out for use as a flashlight.

USB Charging Solutions



USB OUTLET MODULE, HALF-SIZE | ARUSBW4
Combine with another adorne outlet or switch to add convenient USB charging within a 1-Gang+ Wall Plate.

DUAL USB OUTLET, PLUS-SIZE | ARTRUSB153W4
Charge two devices simultaneously, without sacrificing a plug or needing a bulky adapter.

ULTRA-FAST USB TYPE-A/C OUTLET MODULE | ARUSB2AC6W4
Get faster USB charging with this module featuring both USB Type-A and Type-C ports.



TAMPER-RESISTANT ULTRA-FAST USB TYPE-A/C OUTLET, PLUS-SIZE | ARTRUSB156ACW4
Charge your phone or tablets faster with an industry-leading 6 amps of power, without sacrificing a plug or needing a bulky adapter.

TAMPER-RESISTANT ULTRA-FAST PLUS POWER DELIVERY USB TYPE-C/C OUTLET, PLUS-SIZE | ARTRUSB15PD30W4
Maximize charging speeds (up to 2x faster) with ultra-fast amperage and advanced Power Delivery.

Smart Lighting



Manage lights and power, from anywhere, with the Legrand Home + Control app.



adorne® WITH Netatmo



SMART GATEWAY WITH NETATMO | WNAH1W1
Start here to create a robust, dedicated network for advanced smart control throughout an entire home. Required for all Netatmo smart lighting solutions.

SMART SWITCH WITH NETATMO | WNAL10W1
Get advanced control of your lights from any smart device, from anywhere. Plug-in version also available.

SMART TRU-UNIVERSAL DIMMER WITH NETATMO | WNAL50W1
The simplest solution to every dimming need, this dimmer self-calibrates to work with dimmable lighting types and loads (except 0-10V). Plug-in version also available.



SMART OUTLET, PLUS-SIZE WITH NETATMO | WNAR153W1
Get advanced control of power from any smart device, from anywhere. One outlet is app-controlled, the other is always on. 15A and 20A versions available.





WIRELESS SMART SWITCH WITH NETATMO | WNAL23W1
Add to any wall or surface for easy 3-way control. Battery-operated; no wiring required. Dimmer also available.

HOME/AWAY WIRELESS SMART SWITCH WITH NETATMO | WNAL33W1
Add to any wall or surface for one tap control of a full lighting scene. Battery-operated; no wiring required.

Paddle™

The Paddle design features a simple up-or-down action, allowing you to turn lights on and off with ease. Dimmers include a slider for dimming or brightening lights.

Pair with a Locator Status Light to add illumination to your Paddle switch or dimmer. See page 25.



| NAME | PART NUMBER | DESCRIPTION | COLOR/FINISH | RATING | COMPATIBLE LOADS | COMPLIANCE |
|---|---|--|--------------------------------|------------------|--------------------------|------------|
|  | ASPD1532W4 ASPD1532M4 ASPD1532G4 | Usable in single-pole or 3-way applications. | White Magnesium Graphite | 15A, 120 VAC | All Loads | , RoHS |
| | ASPD2032W4 ASPD2032M4 ASPD2032G4 | | White Magnesium Graphite | 20A, 120 VAC | All Loads | , RoHS |
| | ASPD1532W277 ASPD1532M277 ASPD1532G277 | | White Magnesium Graphite | 15A, 277 VAC | All Loads | , RoHS |
| | ASPD2042W4 ASPD2042M4 ASPD2042G4 | 4-way switch also available. Must be paired with two 3-way switches. | White Magnesium Graphite | 20A, 120 VAC | All Loads | , RoHS |
| | ASPD1542W277 ASPD1542M277 ASPD1542G277 | | White Magnesium Graphite | 15A, 277 VAC | All Loads | , RoHS |
|  | ADPD453LW2 ADPD453LM2 ADPD453LG2 | Usable in single-pole or 3-way applications. | White Magnesium Graphite | 450W | CFL, LED | , RoHS |
| | ADPD703HW4 ADPD703HM4 | | White Magnesium | 25W - 700W | Incandescent, Halogen | , RoHS |
| | ADPD1103HW4 ADPD1103HM2 ADPD703HG4 | Usable in single-pole or 3-way applications. 2-Wire | White Magnesium Graphite | 25W - 1100W | Incandescent, Halogen | , RoHS |
| | ADPD4FBL3P2W4 ADPD4FBL3P2M4 ADPD4FBL3P2G4 | Usable in single-pole or 3-way applications. | White Magnesium Graphite | 0-10V | 0-10V Light Fixtures | , RoHS |
|  | ASPD1531W4 ASPD1531M4 ASPD1531G4 | Usable in single-pole or 3-way applications. | White Magnesium Graphite | 15A, 120 VAC | All Loads | , RoHS |
| | ASPD1531W277 ASPD1531M277 ASPD1531G277 | | White Magnesium Graphite | 15A, 277 VAC | All Loads | , RoHS |
|  | AAFN4S16AW4 AAFN4S16AM4 AAFN4S16AG4 | Features four speeds. Includes de-hummer. | White Magnesium Graphite | 1.6A, 120 VAC | Paddle-Type Ceiling Fan | , RoHS |

Note: Due to manufacturer variations and modifications, we are unable to ensure indefinite dimming compatibility with any bulb or fixture.

Whisper™


The Whisper design features classic, elegant lines and a gentle action. Whisper dimmers include a slide for dimming or brightening lights.

Pair with a Locator Status Light to add illumination to your Whisper switch or dimmer. See page 25.

| NAME | PART NUMBER | DESCRIPTION | COLOR/FINISH | RATING | COMPATIBLE LOADS | COMPLIANCE |
|---|---|--|--------------------------------|-----------------|---|------------|
|  | ASWR1532W4 ASWR1532M4 ASWR1532G4 | Usable in single-pole or 3-way applications. | White Magnesium Graphite | 15A, 120 VAC | All Loads | , RoHS |
| | | | | | | |
|  | ADWR703HW4 ADWR703HM4 | Usable in single-pole or 3-way applications. 2-Wire | White Magnesium | 25W - 700W | Incandescent, Halogen | , RoHS |
| | ADWR1103HW4 ADWR1103HM4 | Usable in single-pole or 3-way applications. 2-Wire | White Magnesium | 25W - 1100W | Incandescent, Halogen | , RoHS |
| | ADWR703TUW4 ADWR703TUM4 ADWR703TUG4 | The simplest solution to every dimming need, this dimmer self-calibrates to work with dimmable bulbs & loads (except 0-10V). | White Magnesium Graphite | 6W - 700W | Incandescent, Halogen & ELV: 700W, MLV: 500VA, LED/CFL: 450W (not compatible with 0-10V LED drivers), EFL: 5.5A | , RoHS |

Push™


The Push Switch allows you to turn lights on and off with a simple push-button action. Pair with a Locator Status Light to add illumination to your Push switch. See page 25.

| NAME | PART NUMBER | DESCRIPTION | COLOR/FINISH | RATING | COMPATIBLE LOADS | COMPLIANCE |
|---|--------------------------|--|--------------------|-----------------|------------------|------------|
|  | ASPU1532W4 ASPU1532M4 | Usable in single-pole or 3-way applications. | White Magnesium | 15A, 120 VAC | All Loads | , RoHS |

Wave™

The Wave switch features innovative technology combined with sleek, contemporary design. Simply wave your hand in front of the switch to turn lights on and off.

With its touch-free motion, the Wave is ideal for countertop areas in kitchens and bathrooms. It has a preset sensor distance of approximately 4". However, this can be easily adjusted to sense movement from 1" to 6" in front of switch.

| NAME | PART NUMBER | DESCRIPTION | COLOR/FINISH | RATING | COMPATIBLE LOADS | COMPLIANCE |
|---|--|--|--------------------------------|----------------------------|------------------|------------|
|  | ASWV1532W2 ASWV1532M2 ASWV1532G2 | Usable in single-pole or 3-way applications. | White Magnesium Graphite | 15A, 120 VAC, 1/2 Hp | All Loads | , RoHS |

Note: Due to manufacturer variations and modifications, we are unable to ensure indefinite dimming compatibility with any bulb or fixture.

sofTap™

The sofTap design features an innovative micro-movement that turns lights on and off with a lighter push action. Dimmers include a unique paddle to adjust light levels.

| NAME | PART NUMBER | DESCRIPTION | COLOR/FINISH | RATING | COMPATIBLE LOADS | COMPLIANCE |
|---------------|--|--|--------------------------------|----------------------------|---|------------|
| sofTap Switch | ASTP1532W4 ASTP1532M4 ASTP1532G4 | Usable in single-pole or 3-way applications. | White Magnesium Graphite | 15A, 120 VAC, 1/2 Hp | All Loads | , RoHS |
| sofTap Dimmer | ADTP703TUU4 ADTP703TUM4 ADTP703TUG4 | The simplest solution to every dimming need, this dimmer self-calibrates to work with dimmable bulbs & loads (except 0-10V). | White Magnesium Graphite | 6W - 700W | Incandescent, Halogen & ELV: 700W, MLV: 500VA, LED/CFL: 450W (not compatible with 0-10VLED drivers), EFL: 5.5A | , RoHS |
| | ADTP703HW2 ADTP703HM2 | Usable in single-pole or 3-way applications. 2-Wire | White Magnesium | 700W | Incandescent, Halogen | , RoHS |
| | ADTP1103HW4 ADTP1103HM4 | Usable in single-pole or 3-way applications. 2-Wire | White Magnesium | 1100W | Incandescent, Halogen | , RoHS |
| | ADTP4FBL3PW4 ADTP4FBL3PM4 ADTP4FBL3PG4 | Usable in single-pole or 3-way applications. | White Magnesium Graphite | 0-10V | 0-10V Light Fixtures | , RoHS |

Touch™

The Touch design features a stunning translucent face and operates just like a smartphone - simply touch your finger on the circle to turn lights on and off, or use the arrows on the right to dim them (Touch dimmer only).

The white Touch interface is created using a unique translucent material. In multi-gang installations, we recommend pairing with white Touch switches and dimmers for optimal consistency.

| NAME | PART NUMBER | DESCRIPTION | COLOR/FINISH | RATING | COMPATIBLE LOADS | COMPLIANCE |
|--------------|--|--|--------------------------------|----------------------------|--|------------|
| Touch Switch | ASTH1532W2 ASTH1532M2 ASTH1532G2 | Usable in single-pole or 3-way applications. | White Magnesium Graphite | 15A, 120 VAC, 1/2 Hp | All Loads | , RoHS |
| Touch Dimmer | ADTH703TUM4 ADTH703TUU4 ADTH703TUG4 | The simplest solution to every dimming need, this dimmer self-calibrates to work with dimmable bulbs & loads (except 0-10V). | White Magnesium Graphite | 6W - 700W | Incandescent, Halogen & ELV: 700W, MLV: 500VA, LED/CFL: 450W (not compatible with 0-10V LED drivers), EFL: 5.5A | , RoHS |
| | ADTH4FBL3PW4 ADTH4FBL3PM4 ADTH4FBL3PG4 | Usable in single-pole or 3-way applications. | White Magnesium Graphite | 0-10V | 0-10V Light Fixtures | , RoHS |

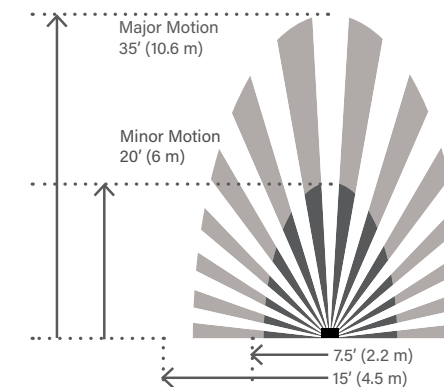
Note: Due to manufacturer variations and modifications, we are unable to ensure indefinite dimming compatibility with any bulb or fixture.

SensaSwitch™ + SensaDimmer™

SensaSwitches include passive infrared (PIR) sensor technology, automatically turning lights on or off when you enter or leave a room. The design features an innovative micro-movement that allows you to also manually turn on lights with a soft touch of the finger. SensaSwitches are available in three models:

- Auto-ON/Auto-OFF: Automatically turns lights on when you enter a room and off when you leave. (Occupancy Sensor)
- Manual-ON/Auto-OFF: Allows you to turn lights on when you enter a room and automatically turns them off when you leave. (Vacancy Sensor)
- Manual-ON/Timer-OFF: Allows you to turn lights on when you enter a room and select a time for lights to turn off (options include 10, 20, 30, and 60 minutes). (Timer)

SensaSwitches are perfect for kitchens, bathrooms, garages and pantries. The SensaDimmer turns lights on when you enter a room and off when you leave, but can be adjusted to become Manual-ON/Auto-OFF if desired. The chart to the right provides an overview of the sensor coverage area.




























Coverage Area

The Occupancy Sensor, Vacancy Sensor, and SensaDimmer each have a maximum coverage range of 180 degrees and a coverage area of 600 sq. ft. The sensor must have a clear and unobstructed view of the coverage area. Objects blocking the sensor's lens may prevent detection thereby causing the light to turn off even though someone is in the area. Windows, glass doors, and other transparent barriers will obstruct the sensor's view and prevent detection.

























| NAME | PART NUMBER | DESCRIPTION | COLOR/FINISH | RATING | COMPATIBLE LOADS | COMPLIANCE |
|----------------------------------|--|---|--------------------------------|--------------------------------------|--------------------------|-----------------------|
| SensaSwitch, Auto-ON/Auto-OFF | ASOS32W4 ASOS32M4 ASOS32G4 | Usable in single-pole or 3-way applications. Time delay of 5-30 min. Occupancy Sensor (Must be paired with another SensaSwitch or SensaDimmer in 3-way applications) | White Magnesium Graphite | 600W, 120VAC, 60 Hz, 1/6 Hp | All Loads | , RoHS |
| SensaSwitch, Manual-ON/Auto-OFF | ASVS12W4 ASVS12M4 ASVS12G4 | Usable in single-pole or 3-way applications. Time delay of 5-30 min. Vacancy Sensor (Must be paired with another SensaSwitch or SensaDimmer in 3-way applications) | White Magnesium Graphite | 600W, 120VAC, 60 Hz, 1/6 Hp | All Loads | , RoHS CA Title 24 |
| SensaSwitch, Manual-ON/Timer-OFF | ASTM2W2 ASTM2M2 ASTM2G2 | Usable in single-pole or 3-way applications. Time delay options include 10, 20, 30 or 60 min. Manual ON/Timer OFF Switch (Must be paired with another SensaSwitch/ or SensaDimmer) | White Magnesium Graphite | 600W, 120VAC, 60 Hz, 1/6 Hp | All Loads | , RoHS |
| SensaDimmer, Auto-ON/Auto-OFF | ADSM703HW2 ADSM703HM2 ADSM703HG2 | Usable in single-pole or 3-way applications. Time delay of 5-30 min. Dimming Occupancy Sensor 3-Wire (Must be paired with another SensaSwitch) | White Magnesium Graphite | 25W - 700W 25W - 450W | Incandescent, Halogen | , RoHS |

Outlets

Outlets from the adorne Collection feature a tamper-resistant design, complete with a patented black invis-shutter system to prevent the insertion of foreign objects while blending into the outlet. All adorne 15A outlets have a 20A feed or pass-through, allowing them to be installed on 20A circuits.

| NAME | PART NUMBER | DESCRIPTION | COLOR/FINISH | RATING | COMPATIBLE LOADS | COMPLIANCE |
|--|---|--|--------------------------------|---|------------------|--|
|  Tamper-Resistant Outlet | ARTR152W4 ARTR152M4 ARTR152G4 | Pair with a Half-Size Night Light, Paddle Switch, or USB Outlet for greater functionality in a 1-Gang+ Wall Plate. 15A provides 20A pass-through. | White Magnesium Graphite | 15A, 125V  | 5-15R |  , RoHS |
| | ARTR202W4 ARTR202M4 ARTR202G4 | | White Magnesium Graphite | 20A, 125V  | 5-20R | |
|  Tamper-Resistant Outlet, Plus-Size | ARTR153W4 ARTR153M4 ARTR153G4 | Compatible with 1-Gang+ Wall Plates only. Cannot be used in multi-gang installations. Provides 20A pass-through. | White Magnesium Graphite | 15A, 125V  | 5-15R |  , RoHS |
|  Tamper-Resistant Self-Test GFCI Outlet | AGFTR2152W4 AGFTR2152M4 AGFTR2152G4 | GFCIs protect against serious injury due to electric shock. They are required by National Electrical Code in kitchens and bathrooms. All adorne GFCIs are self testing to meet the latest NEC requirement. 15A provides 20A pass-through. | White Magnesium Graphite | 15A, 125V  | 5-15R |  , RoHS |
| | AGFTR2202W4 AGFTR2202M4 AGFTR2202G4 | | White Magnesium Graphite | 20A, 125V  | 5-20R | |
|  Tamper-Resistant Self-Test GFCI Outlet, Plus-Size | AGFTR2153W4 AGFTR2153M4 AGFTR2153G4 | GFCIs protect against serious injury due to electric shock. They are required in kitchens and bathrooms. All adorne GFCIs are self testing to meet the latest NEC requirement. Provides 20A pass-through. | White Magnesium Graphite | 15A, 125V  | 5-15R |  , RoHS |
|  Energy-Saving ON/OFF Outlet | ARPS152W4 ARPS152M4 ARPS152G4 | On/off switch allows you to save energy and stop the flow of power without unplugging your device. Perfect for kitchens, bathrooms, and computer rooms. Provides 20A pass-through. | White Magnesium Graphite | 15A, 125V  | 5-15R |  , RoHS |
| | ARCD152W10 ARCD152M10 ARCD152G10 | | White Magnesium Graphite | 15A, 125V  | 5-15R | |
|  Tamper-Resistant Dual Controlled Outlet | ARCD152W10 ARCD152M10 ARCD152G10 | This Plug Load outlet controls both receptacles, which will turn off for energy efficiency and cost savings. They are code-required, meet standards, and include permanent power markings. 15A provides 20A pass-through. | White Magnesium Graphite | 15A, 125V  | 5-15R |  , RoHS |
| | ARCD202W10 ARCD202M10 | | White Magnesium | 20A, 125V  | 5-20R | |
|  Tamper-Resistant Half Controlled Outlet | ARCH152W10 ARCH152M10 ARCH152G10 | This Plug Load outlet controls half the receptacle, featuring a factory-broken split-circuit tab, allowing half of the receptacle to turn off for energy efficiency and cost savings. They are code-required, meet standards, and include permanent power markings. Provides 20A pass-through. | White Magnesium Graphite | 15A, 125V  | 5-15R |  , RoHS |










USB Charging

| NAME | PART NUMBER | DESCRIPTION | COLOR/FINISH | RATING | COMPATIBLE LOADS | COMPLIANCE |
|--|---|--|---|--|------------------|--|
|  USB Outlet Module, Half-Size | ARUSBW4 ARUSBM4 ARUSBG4 | Perfect for charging mobile devices such as phones and tablets. Pair with a switch or outlet in a 1-Gang+ plate for more functionality in one box. Provides 20A pass-through. | White Magnesium Graphite | 2.1A, 5 VDC, 11W  | |  , RoHS |
|  Dual USB Outlet, Plus-Size | ARTRUSB153W4 ARTRUSB153M4 ARTRUSB153G4 | Perfect for charging multiple mobile devices. Provides 20A pass-through. Compatible with 1-Gang+ Wall Plates only. Cannot be used in multi-gang installations. Available in two versions: standard (without wall plate) or with an included wall plate in matching finish. | White Magnesium Graphite | 3.1A, 5V DC 15A, 125V  | 5-15R for NEMA |  , RoHS |
| | ARTRUSB153W4WP ARTRUSB153M4MP | | (WITH WALL PLATE) White Magnesium |  , RoHS | | |
|  Ultra-Fast USB Type-A/A Outlet | ARUSB2AA6W4 ARUSB2AA6M4 ARUSB2AA6G4 | Charge phones, tablets and more, faster, with 2 USB connections pulling 6 amps of power. | White Magnesium Graphite | 6A  | |  , RoHS |
|  Ultra-Fast USB Type-A/C Outlet | ARUSB2AC6W4 ARUSB2AC6M4 ARUSB2AC6G4 | Charges phones, tablets and more, faster, with 6 amps of power via USB Types-A and C connections. | White Magnesium Graphite | 6A  | |  , RoHS |
|  Tamper-Resistant Ultra-Fast USB Type-A/C Outlet | ARTRUSB156ACW4 ARTRUSB156ACM4 ARTRUSB156ACG4 | Charges phones, tablets and more, faster, with 6 amps of power via USB Types-A and C connections. Compatible with 1-Gang+ Wall Plates only. Cannot be used in multi-gang installations. | White Magnesium Graphite | 6A 15A, 125V  | 5-15R for NEMA |  , RoHS |
| | ARTRUSB206ACW4 ARTRUSB206ACM4 ARTRUSB206ACG4 | | White Magnesium Graphite | 6A 20A, 125V  | 5-20R for NEMA | |
|  Tamper-Resistant Ultra-Fast PLUS Power Delivery USB Type-C/C Outlet | ARUSB30PDW4 ARUSB30PDM4 ARUSB30PDG4 | Charge up to 2x faster with this module featuring two future-proof USB Type-C ports. | White Magnesium Graphite | 6A  | |  , RoHS |
|  Tamper-Resistant Ultra-Fast PLUS Power Delivery USB Type-C/C Outlet | ARTRUSB15PD30W4 ARTRUSB15PD30M4 ARTRUSB15PD30G4 | Charges devices up to 2X faster by combining our ultra-fast amperage with advanced Power Delivery. Includes two future-proof USB Type-C ports. Compatible with 1-Gang+ Wall Plates only. Cannot be used in multi-gang installations. | White Magnesium Graphite | 6A, 15A, 125V, TR  | 5-15R for NEMA |  , RoHS |
| | ARTRUSB20PD30W4 ARTRUSB20PD30M4 ARTRUSB20PD30G4 | | White Magnesium Graphite | 6A, 20A, 125V, TR  | 5-20R for NEMA | |



Pop-Out™ Outlet










Pop-Out Outlets require a special frame (included in package) and are not compatible with those used with adorne wall plates. **They require a deep box, such as Pass & Seymour SI22R, for installation or in a location that has a thick material like a kitchen backsplash, in a standard box.** Each 15A outlet includes capacity for three plugs.


| NAME | PART NUMBER | DESCRIPTION | COLOR/FINISH | RATING | COMPATIBLE LOADS | COMPLIANCE |
|---|---|---|--------------------------------|---|------------------|--|
| Pop-Out Outlet, 1-Gang  | ARPTR151GW2 ARPTR151GM2 ARPTR151GG2 | Includes 1-gang frame for installation. Cannot be paired with other switches, dimmers, outlets, or accessories. 15A version provides 3 receptacles. 20A version provides 2 receptacles. Cannot be used in multi-gang installations. | White Magnesium Graphite | 15A  | 5-15R |   , RoHS |
| | ARPTR201GW2 ARPTR201GM2 ARPTR201GG2 | | White Magnesium Graphite | 20A  | 5-20R | |
| Pop-Out Outlet, 2-Gang  | ARPTR152GW2 ARPTR152GM2 ARPTR152GG2 | Includes one Pop-Out Outlet and 2-gang frame for installation. Select this option to pair your Pop-Out Outlet with another adorne switch, dimmer, outlet, or accessory. | White Magnesium Graphite | 15A  | 5-15R |   , RoHS |



deQuorum™ Flip-Up Table Boxes










deQuorum Flip-Up Table Boxes provide flexibility in decor, communication connectivity options, and installation to meet specific functional and aesthetic needs. Flip-Up Table Boxes bring the modules above the work surface when in use for easy access. Available in a black powder coat or brushed stainless steel finish. *For additional configurations, contact your local rep.

| NAME | PART NUMBER | DESCRIPTION | COLOR/FINISH | RATING | COMPATIBLE LOADS | COMPLIANCE |
|---|------------------------|--|--------------------|-----------|------------------|--|
| Field Wired Dequorum™ Single Flip Up Unit with USB  | DQFF15UBK DQFF15UST | Unit includes one (1) 15A tamper resistant duplex receptacle with two (2) USB ports that provide 3.1A. | Black Stainless | 15A, 125V | 5-15R |   , RoHS |
| Cord Ended Dequorum™ Single Flip Up Unit with USB  | DQFP15UBK DQFP15UST | Unit includes one (1) 15A black tamper-resistant duplex receptacle with two (2) USB ports that provide 3.1A. Unit comes with a 6' (1.83m) cord. Comes with a black powder coat finish. | Black Stainless | 15A, 125V | 5-15R |   , RoHS |
| Cord Ended Dequorum™ Single Flip Up Unit  | DQFP15BK DQFP15ST | Unit includes one (1) 15A black tamper-resistant duplex receptacle. Unit comes with a 6' (1.83m) cord. Comes with a black powder coat finish. | Black Stainless | 15A, 125V | 5-15R |   , RoHS |



Furniture Power Centers




Furniture Power Centers offer endless design possibilities by allowing power and charging to be built directly into furniture. Available options can blend in seamlessly or add a beautiful accent to your furniture or space. Add power, charging and more directly into headboards, night stands or seating.

| NAME | PART NUMBER | DESCRIPTION | COLOR/FINISH | RATING | COMPATIBLE LOADS | COMPLIANCE |
|---|--------------------------|---|--------------------|---|------------------|--|
| Furniture Power, Outlet and USB Port  | AD1-RU-W AD1-RU-M | Easily add power and charging to furniture. 1 tamper-resistant outlet and 1 USB charging port in a magnesium finish. Wall plate sold separately. Comes standard with 8 foot cord with right angle plug. | White Magnesium | Receptacles: 15A 120Vac USB charging ports: 2.4A, 5Vdc each | 5-15R |   , RoHS |
| Furniture Power, Outlet and 2 USB Ports  | AD2-2UR-W AD2-2UR-M | Easily add power and charging to furniture. 1 tamper-resistant outlet and 2 USB charging ports in a magnesium finish. Wall plate sold separately. Comes standard with 8 foot cord with right angle plug. | White Magnesium | Receptacles: 15A 120Vac USB charging ports: 2.4A, 5Vdc each | 5-15R |   , RoHS |
| Furniture Power, 2 Outlets and 2 USB Ports  | AD3-R2UR-W AD3-R2UR-M | Easily add power and charging to furniture. 2 tamper-resistant outlets and 2 USB charging ports in a magnesium finish. Wall plate sold separately. Comes standard with 8 foot cord with right angle plug. | White Magnesium | Receptacles: 15A 120Vac USB charging ports: 2.4A, 5Vdc each | 5-15R |   , RoHS |

Illumination Accessories



You've never seen a night light that hides itself so cleverly, yet responds so elegantly to a simple touch. Or one that can be lifted from its home on your wall to double as a carry-around flashlight. When it comes to brilliant solutions, adorne really shines. All night lights include ambient light level sensors. Each features a range of settings, including: Always Off, Low, Medium and High. If set to Low, Medium or High, the night light's LED will only be visible when the ambient room is dark. To change the selected setting, simply push on the square in the upper right-hand corner of the night light.

| NAME | PART NUMBER | DESCRIPTION | COMPLIANCE |
|--|-------------|--|------------|
| Night Light, Half-Size  | AANLM14 | Features a soft, glowing LED light. Pair with a switch or outlet in a 1-Gang, 3-Module Plate for added flexibility. Light levels include: Always Off Low Medium High | |
| Night Light  | AANLM24 | Features a soft, glowing LED light. Light levels include: Always Off Low Medium High | |
| Portable Night Light/Flashlight  | AARNL2 | Simply push on this innovative night light to remove it from the wall and use it as a flashlight. Device recharges while mounted in wall and operates for up to 10 hours during a power failure. Includes light level options listed above, as well as Flashlight Mode, which is activated only when device is removed from the wall. | |



In-wall Night Light function





Press on Night Light to remove from wall



Portable flashlight function








Locator Status Light: Find Us in the Dark

| NAME | PART NUMBER | DESCRIPTION | COMPLIANCE |
|---|----------------------------|---|------------|
| Locator Status Light  | AALS6 AALS277 (277 VAC) | Add a stylish, small locator light to your Paddle, Whisper, or Push switch or dimmer and you'll never again have to slide your hand across the wall trying to find that switch. The locator light is a standard feature of all other switches and dimmers. It can be disabled if desired. Locator light is on when the load is off and off when the load is on. | |









adorne with Netatmo

Control lights and power, from anywhere, with the ultra-reliable smart lighting solution optimized for whole-home use. Works with Amazon Alexa, Google Home and Apple HomeKit. Compatible with radiant with Netatmo.

| NAME | PART NUMBER | DESCRIPTION | COLOR/FINISH | RATING | COMPATIBLE LOADS | COMPLIANCE |
|---|----------------------------------|--|--------------------------------|-----------|---|--------------------------|
| Smart Gateway with Netatmo  | WNAH1W1 WNAH1M1 WNAH1G1 | Creates a robust and dedicated network as the foundation of an adorne with Netatmo smart lighting solution. | White Magnesium Graphite | | | cUL _{US} , RoHS |
| Smart Surface-Mount Gateway with Netatmo  | WNAH2W1 WNAH2M1 WNAH2G1 | Creates a robust and dedicated network as the foundation of an adorne with Netatmo smart lighting solution. Installs beside an outlet or switch. | White Magnesium Graphite | | | cUL _{US} , RoHS |
| Smart Switch with Netatmo  | WNAL10W1 WNAL10M1 WNAL10G1 | Control lights from anywhere. Gateway required. | White Magnesium Graphite | 15A, 120V | | cUL _{US} , RoHS |
| Smart Tru-Universal Dimmer with Netatmo  | WNAL50W1 WNAL50M1 WNAL50G1 | The simplest solution to every dimming need, this dimmer self-calibrates to work with dimmable bulbs & loads (except 0-10V). | White Magnesium Graphite | 15A, 120V | Incandescent, Halogen & ELV: 700W, MLV: 500VA, LED/CFL: 450W (not compatible with 0-10V LED drivers), EFL: 5.5A | cUL _{US} , RoHS |
| Wireless Smart Switch with Netatmo  | WNAL23W1 WNAL23M1 WNAL23G1 | Can be added to any wall or surface for easy 3-way control, no wiring required. Must be paired with a Smart Switch with Netatmo. Battery-operated. | White Magnesium Graphite | | | cUL _{US} , RoHS |
| Wireless Smart Dimmer with Netatmo  | WNAL63W1 WNAL63M1 WNAL63G1 | Can be added to any wall or surface for easy 3-way dimming control, no wiring required. Must be paired with a Smart Tru-Universal Dimmer with Netatmo. Battery-operated. | White Magnesium Graphite | | | cUL _{US} , RoHS |
| Home/Away Wireless Smart Switch with Netatmo  | WNAL33W1 WNAL33M1 WNAL33G1 | Controls a scene of multiple lights, turning the lights on (or off), simultaneously, with just a single tap. Add to any wall or surface, no wiring required. Battery-operated. | White Magnesium Graphite | | | cUL _{US} , RoHS |

Note: Due to manufacturer variations and modifications, we are unable to ensure indefinite dimming compatibility with any bulb or fixture.

| NAME | PART NUMBER | DESCRIPTION | COLOR/FINISH | RATING | COMPATIBLE LOADS | COMPLIANCE |
|--|--|--|--|--|---|--------------------------|
| Wake/Sleep Wireless Smart Switch with Netatmo  | WNAL43W1 WNAL43M1 WNAL43G1 | Controls a scene of multiple lights, turning the lights on (or off), simultaneously, with just a single tap. Add to any wall or surface, no wiring required. Battery-operated. | White Magnesium Graphite | | | cUL _{US} , RoHS |
| Smart Outlet with Netatmo  | WNAR153W1 WNAR153M1 WNAR153G1 WNAR203W1 WNAR203M1 WNAR203G1 | Control power from anywhere. One outlet is app-controlled, the other is always on. Gateway required. | White Magnesium Graphite White Magnesium Graphite | 15A, 125V, TR [™] 20A, 125V, TR [™] | 5-15R 5-20R | cUL _{US} , RoHS |
| Smart Plug-In Switch with Netatmo  | WNP10 | Plug into an existing outlet for smart control of lamps and small appliances, no installation required. | White | | | cUL _{US} , RoHS |
| Smart Plug-In Tru-Universal Dimmer with Netatmo  | WNP20 | Plug into an existing outlet to gain smart dimming control. The simplest solution to every dimming need, this dimmer self-calibrates to work with dimmable bulbs & loads (except 0-10V). | White | | Incandescent, Halogen & ELV: 700W, MLV: 500VA, LED/CFL: 450W (not compatible with 0-10V LED drivers), EFL: 5.5A | cUL _{US} , RoHS |
| Smart Switch Starter Kit with Netatmo  | WNAH10KITW1 WNAH10KITM1 WNAH10KITG1 | Kit includes (1) Smart Switch with Netatmo, (1) Smart Surface-Mount Gateway with Netatmo, (1) Home/Away Wireless Smart Switch with Netatmo | White Magnesium Graphite | 15A, 125V | | cUL _{US} , RoHS |
| Smart Outlet Starter Kit with Netatmo  | WNAH15KITW1 WNAH15KITM1 WNAH15KITG1 | Kit includes (1) 15A Smart Outlet with Netatmo, (1) Smart Surface-Mount Gateway with Netatmo, (1) Home/Away Wireless Smart Switch with Netatmo | White Magnesium Graphite | 15A, 125V, TR [™] | 5-15R | cUL _{US} , RoHS |

Blank Module

| NAME | PART NUMBER | DESCRIPTION | COLOR/FINISH |
|-----------------|-------------------------------|---|--------------------------------|
| Half-Size Blank | AABK1W4 AABK1M4 AABK1G4 | Use this blank insert to give your project a complete, finished look. Pair it with other half-size devices, like the Night Light, Paddle Switch or USB, in a 1-gang wall plate. | White Magnesium Graphite |

Keystone Frames

For a consistent look throughout the project, select an adorne keystone frame to enable audio, video and data connectivity in an adorne wall plate. Simply pair a 1-port, 2-port or 4-port frame with any keystone inserts shown on the next page and then mount in an adorne wall plate for a complete installation.

| NAME | PART NUMBER | COLOR/FINISH |
|---------------------------|-------------------------------|--------------------------------|
| 1-Port Frame | AC1PFW1 AC1PFM1 AC1PFG1 | White Magnesium Graphite |
| 2-Port Frame | AC2PFW1 AC2PFM1 AC2PFG1 | White Magnesium Graphite |
| 4-Port Frame | AC4PFW1 AC4PFM1 | White Magnesium |
| In-Wall Cable Access Port | ACBRSTPW1 ACBRSTPM1 | White Magnesium |



1-Port Frame



2-Port Frame



4-Port Frame

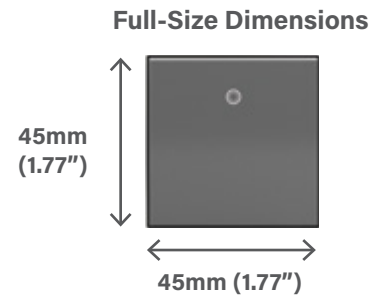
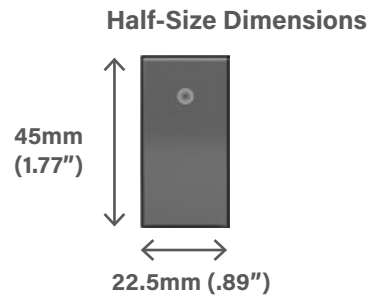


In-Wall Cable Access Port

Keystone Inserts

| NAME | PART NUMBER | COLOR/FINISH | NAME | PART NUMBER | COLOR/FINISH |
|------------------------------------|-------------------------------------|--------------------------------|-----------------------------------|----------------------------------|--------------------------------|
| Cat 5e RJ45 Data/Phone Insert | AC5ERJ45W1 AC5ERJ45M1 | White Magnesium | HDMI Keystone Coupler | ACHDMIW1 ACHDMIM1 | White Magnesium |
| Cat 5e RJ45 Data Coupler Insert | AC5ERJ45CW1 AC5ERJ45CM1 | White Magnesium | Single Keystone Speaker Connector | ACSSIW1 ACSSIM1 | White Magnesium |
| Cat 6 RJ45 Data Insert | AC6RJ45W1 AC6RJ45M1 AC6RJ45G1 | White Magnesium Graphite | Speaker Binding Posts | ACABPW1 ACABPM1 | White Magnesium |
| RJ25 Phone Jack | ACRJ25W1 ACRJ25M1 | White Magnesium | Subwoofer RCA to F-Connector | ACPRCAFW1 ACPRCAFM1 | White Magnesium |
| Component Video RCA to F Kit | ACRGBRCAFW1 ACRGBRCAFM1 | White Magnesium | Video F-Connector | ACNRFCW1 ACNRFCM1 ACNRFCG1 | White Magnesium Graphite |
| Composite Video RCA to F-Connector | ACYRCAFW1 ACYRCAFM1 | White Magnesium | Blank Keystone Insert (4-Pack) | ACBLKW4 ACBLKM4 | White Magnesium |

Modular Unit Dimensions



- The basic building block of the system is a half-size unit (45mm x 22.5mm).
- All devices have either half-size or full-size front faces.
- Devices can also have half-size, full-size or plus-size back bodies.
- Most switches, dimmers and outlets are in the full-size format (45mm x 45 mm). This is the standard adorne proprietary "45" opening.

Front Face and Back Body Modular Sizes

SWITCHES

| NAME | FRONT FACE SIZE | BACK BODY SIZE |
|-------------------------|-----------------|----------------|
| Paddle Switch, 2-Module | Full-Size | Full-Size |
| Paddle Switch, 1-Module | Half-Size | Half-Size |
| Whisper Switch | Full-Size | Full-Size |
| Push Switch | Full-Size | Full-Size |
| sofTap Switch | Full-Size | Plus-Size |
| SensaSwitch | Full-Size | Plus-Size |
| Touch | Full-Size | Plus-Size |
| Wave | Full-Size | Plus-Size |

DIMMERS

| NAME | FRONT FACE SIZE | BACK BODY SIZE |
|--------------------------|-----------------|----------------|
| Paddle | Full-Size | Plus-Size |
| Whisper | Full-Size | Plus-Size |
| sofTap | Full-Size | Plus-Size |
| SensaDimmer | Full-Size | Plus-Size |
| Touch | Full-Size | Plus-Size |
| Paddle Fan Speed Control | Full-Size | Plus-Size |

OUTLETS

| NAME | FRONT FACE SIZE | BACK BODY SIZE |
|------------------------------------|-----------------|----------------|
| Tamper-Resistant Outlet, Full-Size | Full-Size | Full-Size |
| Tamper-Resistant Outlet, Plus-Size | Plus-Size | Plus-Size |
| GFCI Outlet, Full-Size | Full-Size | Plus-Size |
| GFCI Outlet, Plus-Size | Plus-Size | Plus-Size |
| Energy-Saving ON/OFF Outlet | Full-Size | Full-Size |
| USB Outlet | Half-Size | Half-Size |

ILLUMINATION

| NAME | FRONT FACE SIZE | BACK BODY SIZE |
|---------------------------------|-----------------|----------------|
| Night Light, Half-Size | Half-Size | Half-Size |
| Night Light, Full-Size | Full-Size | Full-Size |
| Portable Night Light/Flashlight | Full-Size | Plus-Size |

Optional Configurations

1-Gang



1-Gang



1-Gang+




2-Gang



3-Gang



4-Gang



R REAL MATERIALS

CM CAST METALS

HF Hubbardton Forge[®]

P PLASTIC



1 Black Stainless



1 Brushed Stainless



1 Custom with Magnesium Trim



1 Custom with White Trim



1 Macassar



2 Bronze




2 Natural Iron



2 Black Ink



2 Bronze



2 Bleu Noir



1 Mirror



1 Mirror Black



1 Mirror White



1 Mirror White, White-on-White



1 Slate Linen



2 Carnival



2 Graphite



2 Gloss White



2 Gloss White, White-on-White



2 Golden Sands



1 Spiraled Stainless



1 Rustic Grey



1 True Linen




2 Black Nickel



2 Brushed Black Nickel



2 Greige



2 Hibiscus



2 Magnesium



2 Pale Blue



2 Powder White



2 Brushed Satin Brass



2 Brushed Stainless Steel



2 Coffee



2 Matte Antique Copper



2 Satin Black



2 Satin Light Almond



2 Titanium



2 Oil-Rubbed Bronze



2 Satin Nickel















REAL MATERIALS



MACASSAR | AWM1G2MA4

Real Materials

These adorne Wall Plates add unique beauty to any space with contemporary options like stainless and mirror, as well as natural materials like linen and wood.

| NAME | GANGS | PART NUMBER | NAME | GANGS | PART NUMBER |
|---|---|---|---|---|---|
| Black Stainless  | 1-Gang 1-Gang+ 2-Gang 3-Gang 4-Gang | AWM1G2BLS4 AWM1G3BLS4 AWM2GBLS4 AWM3GBLS4 AWM4GBLS4 | Mirror White  | 1-Gang 1-Gang+ 2-Gang 3-Gang 4-Gang | AWM1G2MW4 AWM1G3MW4 AWM2GMW4 AWM3GMW4 AWM4GMW4 |
| Brushed Stainless  | 1-Gang 1-Gang+ 2-Gang 3-Gang 4-Gang | AWM1G2MS4 AWM1G3MS4 AWM2GMS4 AWM3GMS4 AWM4GMS4 | Mirror White, White-on-White  | 1-Gang 1-Gang+ 2-Gang 3-Gang 4-Gang | AWM1G2MWW4 AWM1G3MWW4 AWM2GMWW4 AWM3GMWW4 AWM4GMWW4 |
| Custom with Magnesium Trim  | 1-Gang 1-Gang+ 2-Gang 3-Gang 4-Gang | AWM1G2M4 AWM1G3M4 AWM2GM4 AWM3GM4 AWM4GM4 | Rustic Grey  | 1-Gang 1-Gang+ 2-Gang 3-Gang 4-Gang | AWM1G2RG4 AWM1G3RG4 AWM2GRG4 AWM3GRG4 AWM4GRG4 |
| Custom with White Trim  | 1-Gang 1-Gang+ 2-Gang 3-Gang 4-Gang | AWM1G2W4 AWM1G3W4 AWM2GW4 AWM3GW4 AWM4GW4 | Slate Linen  | 1-Gang 1-Gang+ 2-Gang 3-Gang 4-Gang | AWM1G2SL4 AWM1G3SL4 AWM2GSL4 AWM3GSL4 AWM4GSL4 |
| Macassar  | 1-Gang 1-Gang+ 2-Gang 3-Gang 4-Gang | AWM1G2MA4 AWM1G3MA4 AWM2GMA4 AWM3GMA4 AWM4GMA4 | Spiraled Stainless  | 1-Gang 1-Gang+ 2-Gang 3-Gang 4-Gang | AWM1G2SP4 AWM1G3SP4 AWM2GSP4 AWM3GSP4 AWM4GSP4 |
| Mirror  | 1-Gang 1-Gang+ 2-Gang 3-Gang 4-Gang | AWM1G2MR4 AWM1G3MR4 AWM2GMR4 AWM3GMR4 AWM4GMR4 | True Linen  | 1-Gang 1-Gang+ 2-Gang 3-Gang 4-Gang | AWM1G2TL4 AWM1G3TL4 AWM2GTL4 AWM3GTL4 AWM4GTL4 |
| Mirror Black  | 1-Gang 1-Gang+ 2-Gang 3-Gang 4-Gang | AWM1G2MB4 AWM1G3MB4 AWM2GMB4 AWM3GMB4 AWM4GMB4 | Copper  | 1-Gang 1-Gang+ 2-Gang 3-Gang 4-Gang | AWM1G2CU4 AWM1G3CU4 AWM2GCU4 AWM3GU4 AWM4GU4 |












CAST METALS



BRUSHED BLACK NICKEL | AWC1G2BBN4



Cast Metals

Cast metal Wall Plates from the adorne Collection are hand-crafted by artisans, making them unique and distinctive. These slight variations in finish and color add to the rich beauty of the adorne cast metal offering.

| NAME | GANGS | PART NUMBER | NAME | GANGS | PART NUMBER |
|--|---|---|--|---|---|
| Black Nickel  | 1-Gang 1-Gang+ 2-Gang 3-Gang 4-Gang | AWC1G2BLN4 AWC1G3BLN4 AWC2GBLN4 AWC3GBLN4 AWC4GBLN4 | Matte Antique Copper  | 1-Gang 1-Gang+ 2-Gang 3-Gang 4-Gang | AWC1G2MAC4 AWC1G3MAC4 AWC2GMAC4 AWC3GMAC4 AWC4GMAC4 |
| Brushed Black Nickel  | 1-Gang 1-Gang+ 2-Gang 3-Gang 4-Gang | AWC1G2BBN4 AWC1G3BBN4 AWC2GBBN4 AWC3GBBN4 AWC4GBBN4 | Satin Black  | 1-Gang 1-Gang+ 2-Gang 3-Gang 4-Gang | AWC1G2SBL4 AWC1G3SBL4 AWC2GSBL4 AWC3GSBL4 AWC4GSBL4 |
| Brushed Satin Brass  | 1-Gang 1-Gang+ 2-Gang 3-Gang 4-Gang | AWC1G2BSB4 AWC1G3BSB4 AWC2GBSB4 AWC3GBSB4 AWC4GBSB4 | Oil-Rubbed Bronze  | 1-Gang 1-Gang+ 2-Gang 3-Gang 4-Gang | AWC1G2OB4 AWC1G3OB4 AWC2GOB4 AWC3GOB4 AWC4GOB4 |
| Brushed Stainless Steel  | 1-Gang 1-Gang+ 2-Gang 3-Gang 4-Gang | AWC1G2BS4 AWC1G3BS4 AWC2GBS4 AWC3GBS4 AWC4GBS4 | Satin Nickel  | 1-Gang 1-Gang+ 2-Gang 3-Gang 4-Gang | AWC1G2SN4 AWC1G3SN4 AWC2GSN4 AWC3GSN4 AWC4GSN4 |
| Coffee  | 1-Gang 1-Gang+ 2-Gang 3-Gang 4-Gang | AWC1G2COF4 AWC1G3COF4 AWC2GCOF4 AWC3GCOF4 AWC4GCOF4 | | | |


The Hubbardton Forge[®] Line

These lustrous metal plates, forged by fire, are a unique and exquisite addition to the adorne Collection. In partnering with Hubbardton Forge, we combine the passion of a 6,000-year-old art form with our cutting-edge technology for richly textured results.

| NAME | GANGS | PART NUMBER | NAME | GANGS | PART NUMBER |
|--|---|--|--|---|--|
| Bronze  | 1-Gang 1-Gang+ 2-Gang 3-Gang 4-Gang | AWM1G2HFBR4 AWM1G3HFBR1 AWM2GHFBR1 AWM3GHFBR1 AWM4GHFBR1 | Natural Iron  | 1-Gang 1-Gang+ 2-Gang 3-Gang 4-Gang | AWM1G2HFFE4 AWM1G3HFFE1 AWM2GHFFE1 AWM3GHFFE1 AWM4GHFFE1 |












DESIGN



GOLDEN SANDS | AWP1G2GS4

Plastics

Available in a variety of classic and contemporary colors, adorne plastic Wall Plates provide the perfect finishing touch to any installation.

| NAME | GANGS | PART NUMBER | NAME | GANGS | PART NUMBER |
|--|---|--|--|---|---|
| Black Ink  | 1-Gang 1-Gang+ 2-Gang 3-Gang 4-Gang 5-Gang 6-Gang | AWP1G2NK4 AWP1G3NK4 AWP2GNK4 AWP3GNK4 AWP4GNK4 AWP5GNK1 AWP6GNK1 | Gloss White, White-on-White  | 1-Gang 1-Gang+ 2-Gang 3-Gang 4-Gang 5-Gang 6-Gang | AWP1G2WHW10 AWP1G3WHW4 AWP2GWHW10 AWP3GWHW4 AWP4GWHW4 AWP5GWHW1 AWP6GWHW1 |
| Bronze  | 1-Gang 1-Gang+ 2-Gang 3-Gang 4-Gang 5-Gang 6-Gang | AWP1G2BR6 AWP1G3BR4 AWP2GBR4 AWP3GBR4 AWP4GBR4 AWP5GBR1 AWP6GBR1 | Gloss White  | 1-Gang 1-Gang+ 2-Gang 3-Gang 4-Gang 5-Gang 6-Gang | AWP1G2WH6 AWP1G3WH4 AWP2GWH4 AWP3GWH4 AWP4GWH4 AWP5GWH1 AWP6GWH1 |
| Bleu Noir  | 1-Gang 1-Gang+ 2-Gang 3-Gang 4-Gang 5-Gang 6-Gang | AWP1G2BN4 AWP1G3BN4 AWP2GBN4 AWP3GBN4 AWP4GBN4 AWP5GBN1 AWP6GBN1 | Golden Sands  | 1-Gang 1-Gang+ 2-Gang 3-Gang 4-Gang 5-Gang 6-Gang | AWP1G2GS4 AWP1G3GS4 AWP2GGS4 AWP3GGS4 AWP4GGS4 AWP5GGS1 AWP6GGS1 |
| Carnival  | 1-Gang 1-Gang+ 2-Gang 3-Gang 4-Gang 5-Gang 6-Gang | AWP1G2CA4 AWP1G3CA4 AWP2GCA4 AWP3GCA4 AWP4GCA4 AWP5GCA1 AWP6GCA1 | Greige  | 1-Gang 1-Gang+ 2-Gang 3-Gang 4-Gang 5-Gang 6-Gang | AWP1G2GG4 AWP1G3GG4 AWP2GGG4 AWP3GGG4 AWP4GGG4 AWP5GGG1 AWP6GGG1 |
| Graphite  | 1-Gang 1-Gang+ 2-Gang 3-Gang 4-Gang 5-Gang 6-Gang | AWP1G2GR6 AWP1G3GR4 AWP2GGR4 AWP3GGR4 AWP4GGR4 AWP5GGR1 AWP6GGR1 | Hibiscus  | 1-Gang 1-Gang+ 2-Gang 3-Gang 4-Gang 5-Gang 6-Gang | AWP1G2HB4 AWP1G3HB4 AWP2GHB4 AWP3GHB4 AWP4GHB4 AWP5GHB1 AWP6GHB1 |
| Magnesium  | 1-Gang 1-Gang+ 2-Gang 3-Gang 4-Gang 5-Gang 6-Gang | AWP1G2MG6 AWP1G3MG4 AWP2GMG4 AWP3GMG4 AWP4GMG4 AWP5GMG1 AWP6GMG1 | Powder White  | 1-Gang 1-Gang+ 2-Gang 3-Gang 4-Gang 5-Gang 6-Gang | AWP1G2PW4 AWP1G3PW4 AWP2GPW4 AWP3GPW4 AWP4GPW4 AWP5GPW1 AWP6GPW1 |
| Pale Blue  | 1-Gang 1-Gang+ 2-Gang 3-Gang 4-Gang 5-Gang 6-Gang | AWP1G2BL6 AWP1G3BL4 AWP2GBL4 AWP3GBL4 AWP4GBL4 AWP5GBL1 AWP6GBL1 | Satin Light Almond  | 1-Gang 1-Gang+ 2-Gang 3-Gang 4-Gang | AWP1G2LA6 AWP1G3LA4 AWP2GLA4 AWP3GLA4 AWP4GLA4 |
| | | | Titanium  | 1-Gang 1-Gang+ 2-Gang 3-Gang 4-Gang 5-Gang 6-Gang | AWP1G2TM6 AWP1G3TM4 AWP2GTM4 AWP3GTM4 AWP4GTM4 AWP5GTM1 AWP6GTM1 |



The adorne Frame System

The frame is the foundation upon which the adorne modular system is built. It is manufactured with high-strength galvanized metal and includes a ground wire.

Frames include plastic spacers. The spacers remain in place for devices with full size back bodies. They must be removed for devices with plus size back bodies, such as dimmers and GFCI outlets.

The frame completes the enclosure, providing a safe installation during the construction phase and allowing the wall plate to be installed at the end of the project.

Each frame includes a leaded ground that supports the full adorne system. Most switches, outlets and wall plates (including cast metals) are automatically grounded to the frame, saving time and ensuring a safe and reliable ground path.



1-Gang, Full Size with Spacers

1-Gang, Plus Size without Spacers

2-Gang with Spacers

3-Gang with Spacers

4-Gang with Spacers

5-Gang with Spacers

6-Gang with Spacers

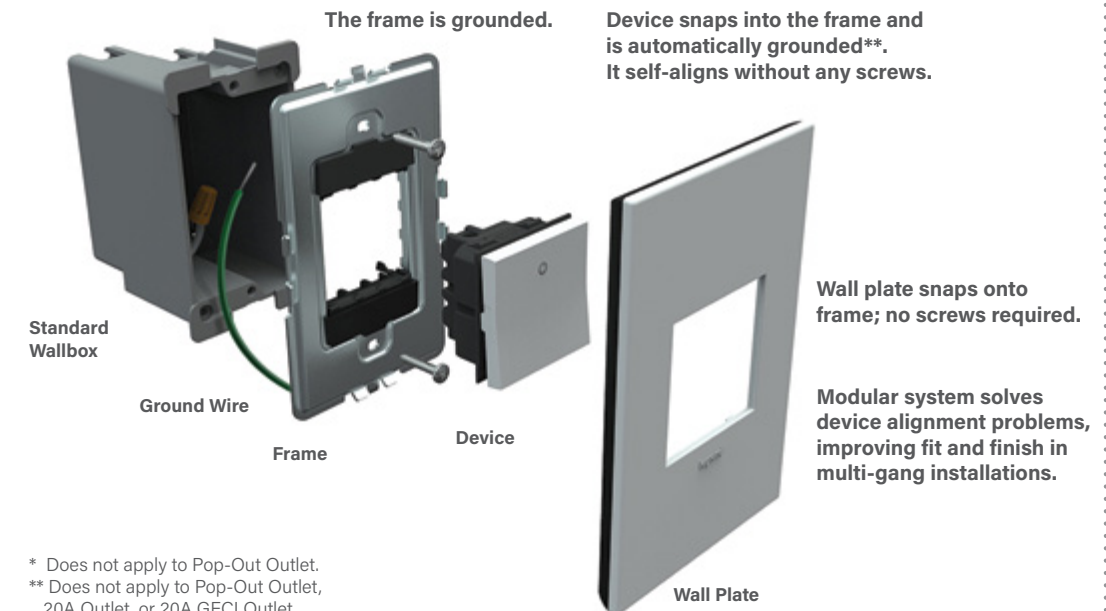
Mounting Frames

| NAME | PART NUMBER |
|-----------------------|-------------|
| 1-Gang Mounting Frame | AF1G |
| 2-Gang Mounting Frame | AF2G |
| 3-Gang Mounting Frame | AF3G |
| 4-Gang Mounting Frame | AF4G |
| 5-Gang Mounting Frame | AF5G |
| 6-Gang Mounting Frame | AF6G |

The adorne Modular System


Complete versatility and unmatched flexibility

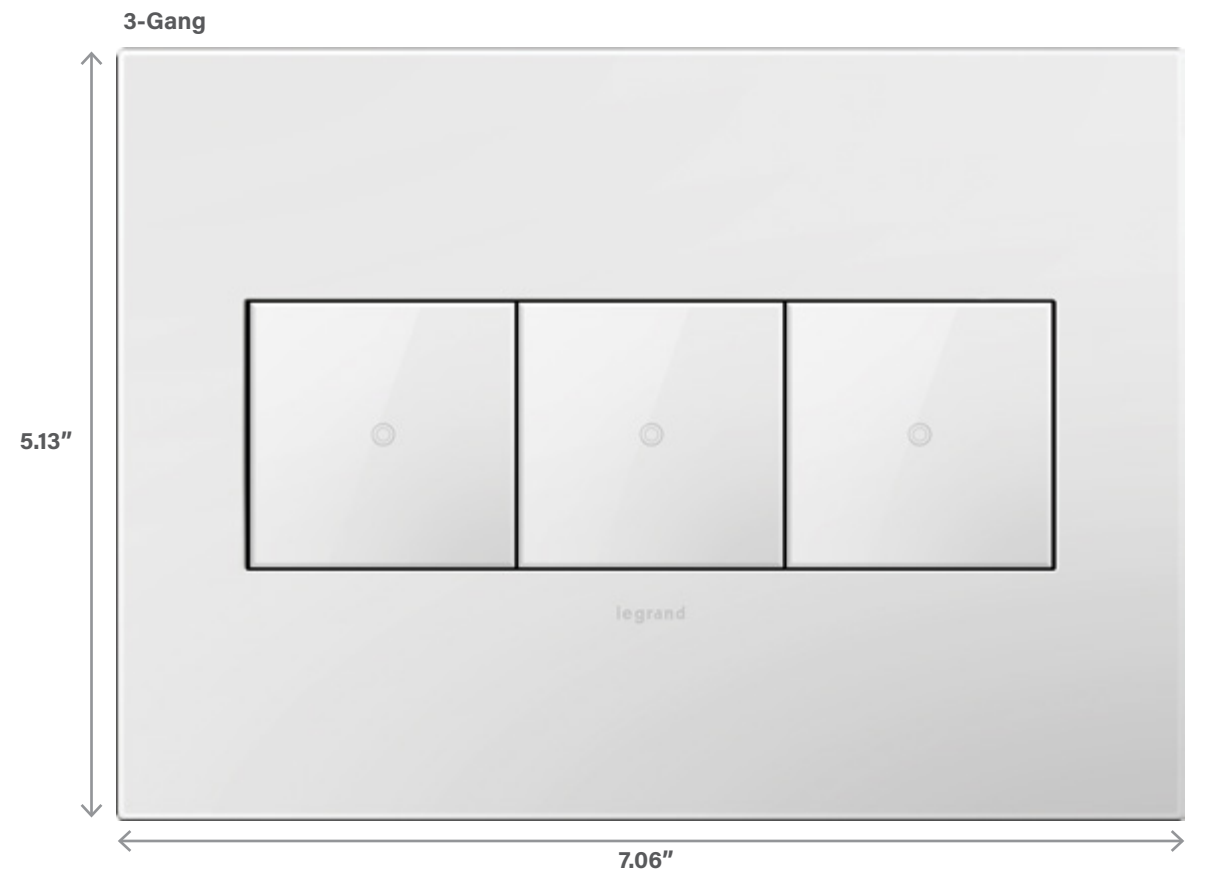
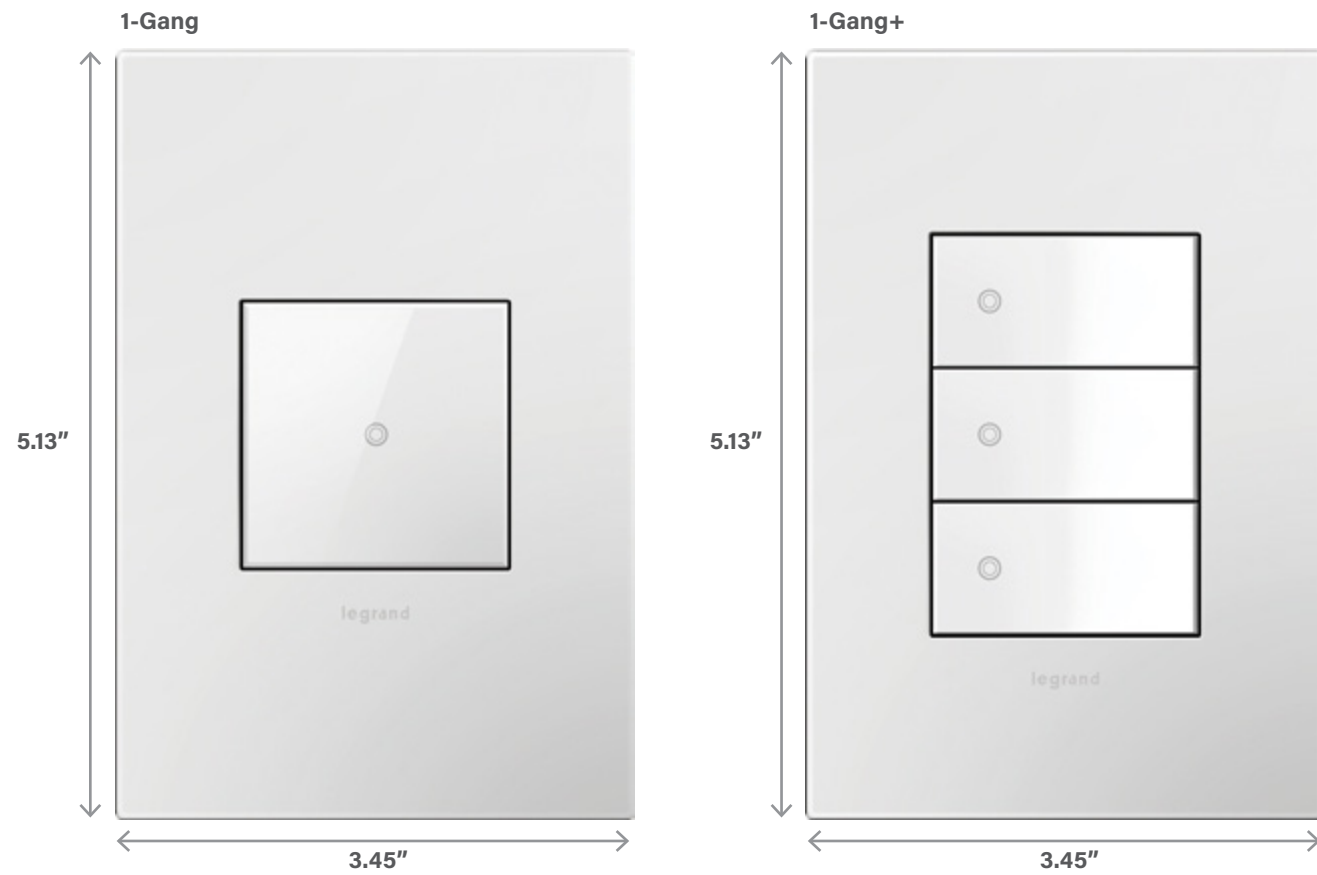
adorne fits in all existing NEMA-approved wallboxes.*



* Does not apply to Pop-Out Outlet.
 ** Does not apply to Pop-Out Outlet, 20A Outlet, or 20A GFCI Outlet.

Devices simply snap into the frame from the front. During installation, screw the frame to the box, then pull the wires through the frame and wire the device. Then, simply snap the device into the frame.

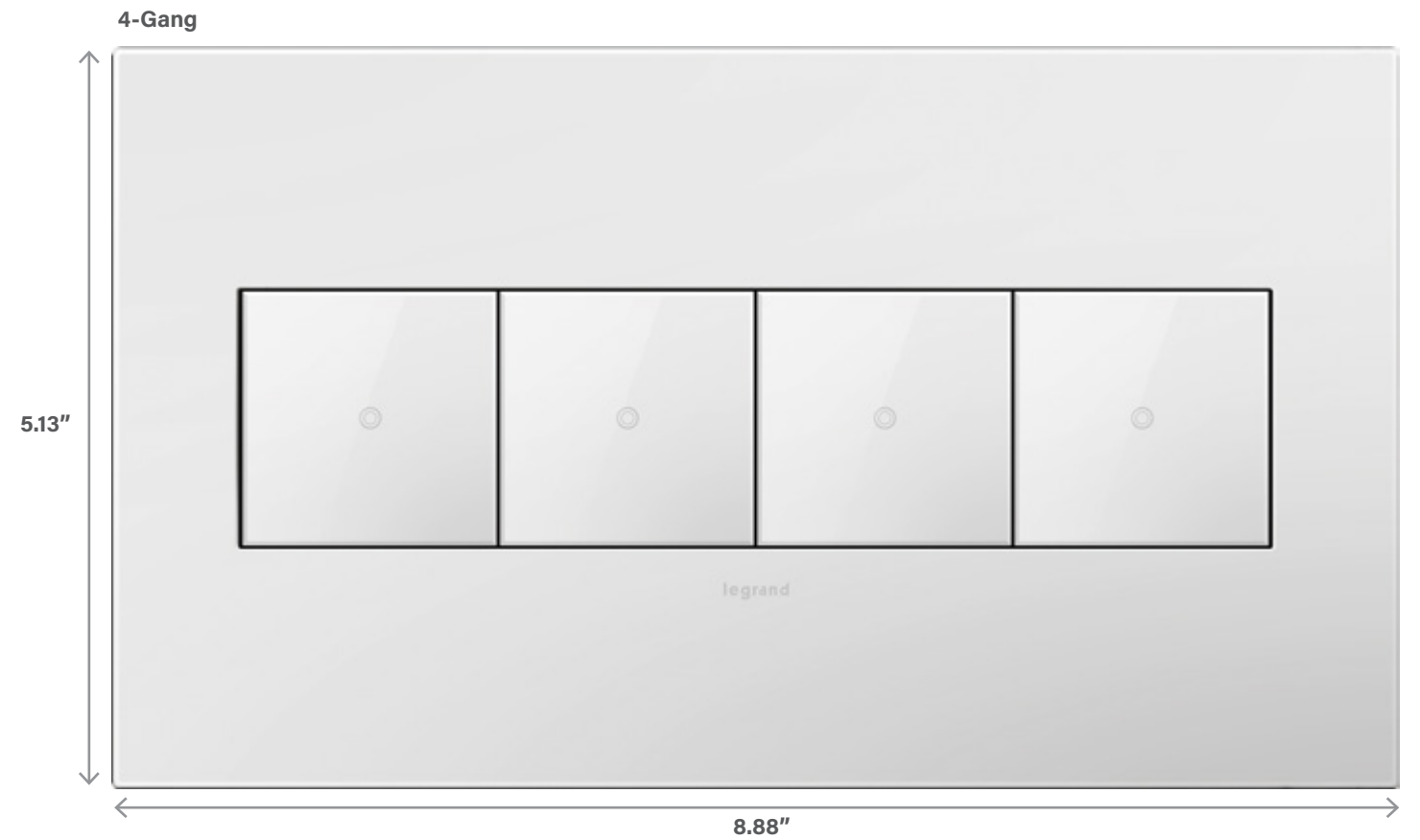
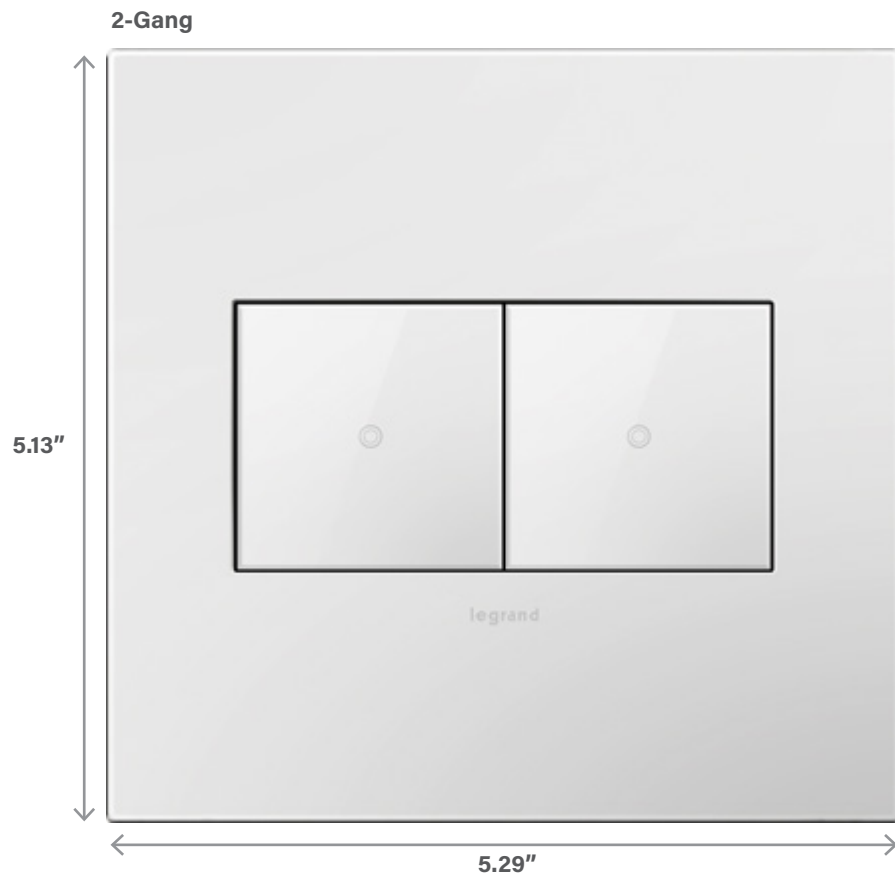




Wall Plates

Available in six gang sizes, adorne wall plates provide the perfect complement to adorne switches, dimmers, outlets and accessories. The collection includes a variety of finishes, from cast metals like Satin Nickel and Oil-Rubbed Bronze to real materials such as linen and wood. In addition, the collection includes a full offering of plastic plates in contemporary and classic colors, as well as three innovative Soft Touch finishes. Each wall plate is packaged with a mounting frame to enable easy installation when paired with a device. All plates are screwless and simply snap onto the included metal frame. See page 40 for more information on the adorne frame system.

All adorne wall plates are UL and ETL-approved. 5- and 6-Gang wall plates are not available in all colors.



5-Gang
5.13" x 10.7"

6-Gang
5.13" x 12.5"

A RECIPE FOR KITCHEN MAGIC.

The adorne Under-Cabinet Lighting and Power System brings an array of modular components that swap out so easily, you can reconfigure whenever the mood strikes. From speakers and smart phone docks, to lighting and outlets, there's a world of possibilities to choose from with these high-tech, highly convenient building blocks.

Under-Cabinet Lighting and Power



USB Module:
A handy outlet to power today's devices.



Tamper-Resistant Outlet Module:
Convenient power snaps in where you need it.



LED Slimline Light: A low-profile, continuous lighting option.



Linear Lights: For a consistent, continuous light.



Tablet Cradle:
Puts apps and the internet where you need them.



Mobile Cradle:
Because recharging doesn't have to look sloppy.



LOOKING UP A view from below reveals how the adorne collection tucks neatly away, offering tons of convenience while hiding underneath your cabinets.


How to Specify the System

The adorne Under-Cabinet Lighting and Power System is a fully customizable and modular solution for eliminating kitchen clutter. It is compatible with any kitchen layout, such as a galley, L-shaped or U-shaped, as well as with any home wiring. In order to ensure you have specified the correct products for your system, we recommend you follow the steps outlined below.

1. Planning Your System Layout

First, determine where you want to install the system. Then measure your cabinets to determine the length of Modular Track required:

- Measure each cabinet length at back of cabinet.
- For installations with a corner, allow 3" on each side for Corner Connector.
- When totaling up the length of required Modular Track, be sure to include the length of the desired Control Box or Direct Wire Connector. For a 1-gang box, allow 5". For a 2-gang box, allow 5.25". For Direct Wire Connector, allow 6". For more detail on Control Box options, see page 53.
- If your selection of Modular Tracks does not match the exact length of your cabinets, you can use a Modular Track Extender to complete the track. This piece can be cut down to 6". Standard 12", 18" and 27" Modular Tracks cannot be shortened.



9" Modular Track



12" Modular Track



18" Modular Track



27" Modular Track



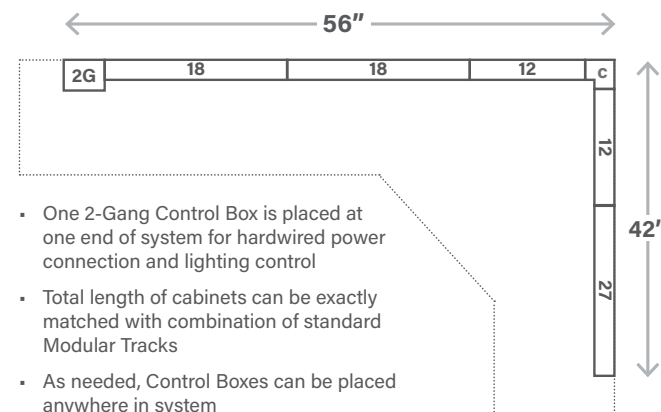
18" Modular Track Extender



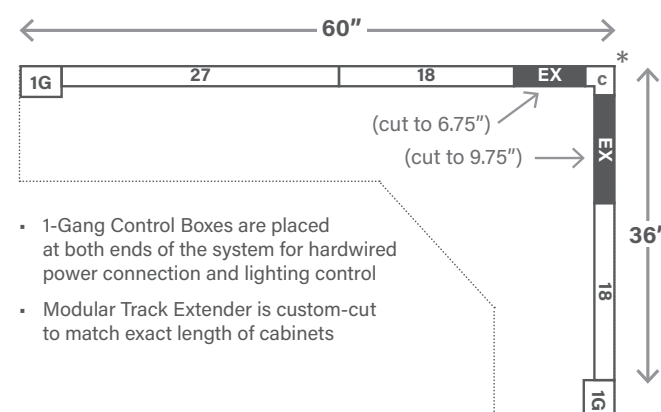
Modular Track Corner Connector

Visit www.adornemyhome.com to watch planning and installation videos.

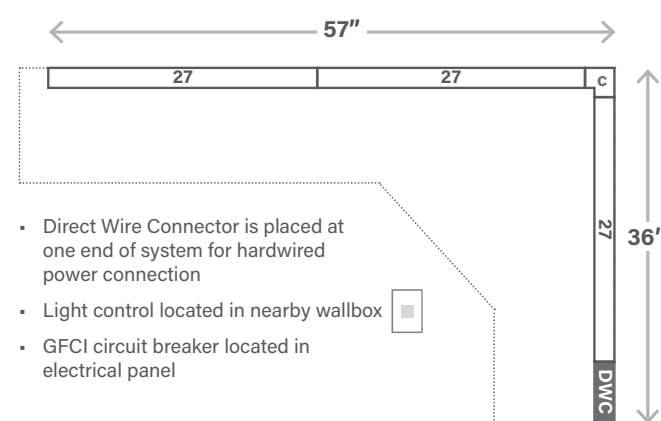
Sample Installation: Length of cabinets is equal to combined length of standard Modular Tracks



Sample Installation: Length of cabinets is greater than combined length of standard Modular Tracks



Sample Installation: Direct wire with system controls in a remote location



2. Selecting the Control Box and Power Options

Next, select the type of lighting and power connection you'd like to include. For a hardwired installation, there are five options to choose from which enable expanded lighting control options such as dimming:

- Control Box with Paddle Dimmer
- Control Box with Paddle Dimmer and GFCI protection
- Control Box, 1-Gang (No Devices)
- Control Box, 2-Gang (No Devices)
- Direct Wire Connector

For hardwired installations, there must be three separate circuits from the electrical panel:

- Receptacle Circuit: 20 Amps; GFCI-protected; Use #12 wire
- Lighting Circuit: 15 Amps; Use #12 or #14 wire
- Accessory Circuit: 15 Amps; Use #12 or #14 wire

Hardwired Control Boxes



Compatible with all adorne 2-module devices. The CFL/LED Paddle Dimmer (ADPD453LM2) is recommended for use with the adorne system.

3. Selecting the LED Lights

The adorne Under-Cabinet Lighting and Power System is only compatible with adorne LED lights. Recommended placement for lights is every 18" along Modular Track.

You can select any combination of Linear lights to complete your system. In addition, if you are mounting a light under the cabinet and wish to move it further to the front of the counter, you can use the LED Light Extender. This enables you to increase the length of any light from the Modular Track from a standard 11" to up to 22". This is especially useful in corner installations.



4. Choosing Accessories to Complete the System

The final step is to select the accessories to perfectly complement your system. adorne offers a range of options, including USB charging ports, mobile and tablet cradles. Each of these accessories provides flexibility in that it can be added or removed at any time – simply swap it with an existing outlet or blank module to increase your system capabilities.

We're here to help!

We have a dedicated project services team on staff to help you plan your projects, including supplying a full takeoff with a wiring diagram based on your floor plans.

Give us a call at 315.468.8413 or email us your project info at adornemyproject@legrand.us.


























Modular Tracks

The adorne system is a flexible and modular solution designed to eliminate kitchen clutter. Fully customizable, you can select from several types of modules and modify your system in minutes. Simply pop out an existing module and replace it with a new module at any time.

The Modular Tracks listed below simply plug together to create a full system custom-designed for any kitchen. They form the base of the system, housing all of the wiring that connects the modules.

Each system must include a Control Box or Direct Wire Connector that is hardwired to existing wiring or plugged into an outlet on the backsplash.



| NAME | PART NUMBER | DESCRIPTION | COMPLIANCE |
|---|-----------------------|--|---|
|  12" Modular Track | APMT12TM2 APMT12W2 | Includes one Tamper-Resistant Outlet Module and one Blank Module. Can support up to two LED lights. Provides 120V power via 15A outlet modules and 20A pass-through. Module openings are 6" on-center. |    RoHS |
|  18" Modular Track | APMT18TM4 APMT18W4 | Includes one Tamper-Resistant Outlet Module and one Blank Module. Can support up to two LED lights. Provides 120V power via 15A outlet modules and 20A pass-through. Module openings are 9" on-center. |    RoHS |
|  27" Modular Track | APMT27TM2 APMT27W2 | Includes two Tamper-Resistant Outlet Modules and one Blank Module. Can support up to three LED lights. Provides 120V power via 15A outlet modules and 20A pass-through. Module openings are 9" on-center. |    RoHS |
|  18" Modular Track Extender | APME18TM2 APME18W2 | Enables a perfect fit for any kitchen. Simply cut to length (minimum of 6") and attach to end of Modular Track. Does not include any module openings. |   RoHS |
|  Modular Track Corner Connector | APCCTM4 APCCW4 | Use with installations that include a right-angle corner to connect two Modular Tracks. Allow 3" on each side for installations with Corner Connectors. |   RoHS |
|  Short Modular Track | APST9TM1 APST9W1 | Includes one Tamper-Resistant Outlet Module. Intended for use on short cabinet sections. 10" in length but can be cut to 8". Enables direct wire connection to wiring behind the wall. Cannot be combined with any other track section. |    RoHS |
|  Pro Kit | APMTPROTM1 | Includes the adorne control box with the paddle dimmer, 18" Track, 12" Track, an additional tamper-resistant outlet, and a tablet cradle. |   RoHS |

We're here to help!

We have a dedicated project services team on staff to help you plan your projects, including supplying a full takeoff based on your floor plans.

Give us a call at 315.468.8413 or email us your project info at adornemyproject@legrand.us.
















Control Boxes

Every Under-Cabinet Lighting and Power System must include one of the below Control Boxes or Direct Wire Connector. These boxes connect to existing in-wall wiring or plug into an outlet on the backsplash to provide system power.

Control Boxes include system end caps, ensuring a clean finish on the left and right edges of the installed system.



Hardwired Installations that include USB modules require three circuits.





| NAME | PART NUMBER | DESCRIPTION | COMPLIANCE |
|---|---------------------|---|---|
|  Control Box with Paddle Dimmer | APCB1TM4 APCB1W4 | Connects to existing in-wall wiring. Fits onto end of Modular Track, adding 5" onto system length. Includes adorne 450W CFL/LED Paddle Dimmer (ADPD453LM2). GFCI protection must be provided at the electrical panel. |   RoHS |
|  Control Box with Paddle Dimmer and 15A GFCI | APCB6TM2 APCB6W2 | Connects to existing in-wall wiring. Fits onto end of Modular Track, adding 5.25" onto system length. Includes adorne 450W CFL/LED Paddle Dimmer (ADPD453LM2) and 15A Tamper-Resistant GFCI Outlet (AGFTR152M4). |   RoHS |
|  Control Box, No Devices, 1-Gang | APCB4TM1 APCB4W1 | Connects to existing in-wall wiring. Fits onto end of Modular Track, adding 5" onto system length. Customize with your preference of adorne dimmers, switches, or outlets. |   RoHS |
|  Control Box, No Devices, 2-Gang | APCB5TM1 APCB5W1 | Connects to existing in-wall wiring. Fits onto end of Modular Track, adding 5.25" onto system length. Customize with your preference of adorne dimmers, switches, or outlets. |   RoHS |
|  Direct Wire Connector | APDWCTM1 APDWCW1 | Enables direct wire feed of power from in-wall wiring, eliminating need for a Control Box. Connector is 6" in length. |   RoHS |

Lighting













adorne Linear LED Lights are designed for use with the adorne Under-Cabinet Lighting and Power System only. They can be paired with the adorne SofTap Tru-Universal Dimmer (ADTP703TUW4) to enable dimming.



Lights easily plug into a connection port on any system module. Optimal positioning is one light for every 18" of Modular Track. Lights can be added or removed as needed.

| NAME | PART NUMBER | DESCRIPTION | COMPLIANCE |
|---|-------------|--|--|
| LED Linear Light  | ALLNLEDTM4 | <ul style="list-style-type: none"> 8W 280 lumens correlated color temperature: 3000K color rendering index: 95 |  , RoHS |
| Light Extender  | ALEXTLEDTM4 | Enables adorne LED lights to be mounted up to 22" from backsplash by extending cord length beyond default 11". Ideal for corner cabinet installations. |  , RoHS |

LED Slimline Light + Accessories







| NAME | PART NUMBER | DESCRIPTION | COMPLIANCE |
|---|-----------------------------|---|--|
| 6" LED SlimlineLight  | ALSLED6W4 ALSLED6TM4 | <ul style="list-style-type: none"> 2.38 Watts 158 lumens coorelated color temperature: 3000K, color rendering index 93 Tru-Universal Dimmer recommended |  , RoHS |
| 12" LED Slimline Light  | ALSLED12W4 ALSLED12TM4 | <ul style="list-style-type: none"> 4.83 Watts 328 lumens coorelated color temperature: 3000K, color rendering index 93 Tru-Universal Dimmer recommended |  , RoHS |
| LED Dimmable Driver  | ALSDDR30W1 ALSDDR30TM1 | The 30 Watt LED dimmable drive powers up to 6 feet of adorne expandable light strips. |  , RoHS |
| LED Dimmable Driver  | ALSDDR60TM1 ALSDDR60W1 | The 60 Watt LED dimmable drive powers up to 10 feet of adorne expandable light strips. |  , RoHS |
| Joiner Cable 8"  | ALSJJC8W4 ALSJJC8TM4 | Perfect for joining your LED lights and creating a finished look. Adds 8" of space between adorne LED Lights. Pair with an additional cable for even more space | RoHS |
| Joiner Cable 14"  | ALSJJC14W4 ALSJJC14TM4 | Perfect for joining your LED lights and creating a finished look. Adds 14" of space between adorne LED Lights. Pair with an additional cable for even more space. | RoHS |
| T Fitting  | ALSLTW4 ALSLTM4 | Perfect for splitting power to different locations while creating a finished look. Use Tee Cables to split the power from an adorne driver into two different directions. | RoHS |
| Power Cable Extender 36"  | ALS LPC36W4 ALS LPC36TM4 | Perfect for extending cables and hiding cables out of sight for a clean, finished look. Use the Power cable extender to extend the length of cables, allowing you to hide drivers in or above cabinets. | RoHS |

Modules and Accessories

The Under-Cabinet Lighting and Power System modules are designed to fit in any module opening, and can be easily added or removed by using the included module tool. Simply fit the tool into either end of the module and pop it out of the track.



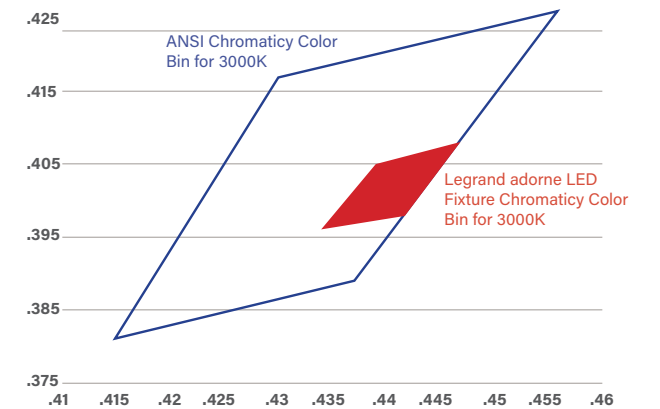
Cradles do not occupy a module opening. Instead, they save space by resting on the back edge of the track.

| NAME | PART NUMBER | DESCRIPTION | COMPLIANCE |
|--|-----------------------|---|---|
| 15A Outlet Module  | APTR15TM4 APTR15W4 | Provides two power outlets by snapping into any module opening. Tamper-resistant outlet is designed with a patented shutter system. Included with short, 12", 18", and 27" Modular Tracks. | 15A, 120V  , RoHS |
| USB Outlet Module  | APUSB3TM4 APUSB3W4 | Provides two USB charging ports for devices such as mobile phones and tablets by snapping into any module opening. Charging cable not included. | 3.1A, 5V  , RoHS |
| Mobile Phone Cradle  | AAPCTM4 AAPCW4 | Attaches anywhere along track to hold a mobile phone. Perfect for use with USB Outlet Module while charging devices. | RoHS |
| Tablet Cradle  | AATCM4 AATCW4 | Attaches anywhere along track to hold a tablet. Perfect for use with USB Outlet Module while charging devices. | RoHS |

The adorne system is optimized to provide a premium under-cabinet solution by utilizing the latest innovations in lighting research and LED technologies.

System specifications:

- OSRAM OSOLON® Color Champ LED
- Nominal 3000K Correlated Color Temperature (CCT) warm light output
- Linear Lights have a Color Rendering Index (CRI) of 95
Slimline Lights have a Color Rendering Index (CRI) of 93
- Excellent range of color differentiation and rendering of the important red color (think red meat and apples) and skin tones
- A bright lumen light output provides optimized lighting for the under-cabinet environment
- Efficient driver design integrated in each fixture results in:
 - Reliable and smooth dimming
 - ENERGY STAR certification
 - Rated for 40,000 hours of high performance
- LED quality control uses a "fine bin system" based on a three-step MacAdams ellipse to ensure color consistency

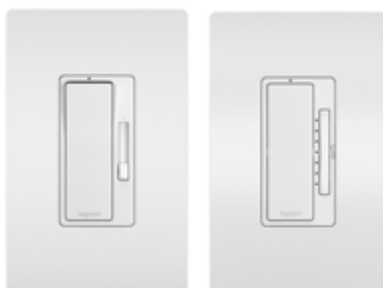


adorne individual LEDs are specifically selected to ensure fixture output CCT uniformity within a range of less than 100. This tight manufacturing assurance process ensures that variations inherent in the LED chip manufacturing process do not compromise reliable light quality.



the
radiant[®]
collection

Dimmers & Switches




TRU-UNIVERSAL DIMMER | RH703PTUW

The simplest solution to every dimming need, this dimmer self-calibrates to work with dimmable lighting types and loads (except 0-10V). White LED enables easy location in the dark.

MULTI-LOCATION MASTER DIMMER | HCL453PMMW

This CFL/LED multi-location dimmer allows dimming from multiple locations.



SINGLE-POLE COMBINATION SWITCH | RCD11W

The clean look of radiant hits home in this handsome combination switch. Two single pole switches tuck neatly into a single wall plate, delivering convenience without the clutter.

SINGLE-POLE SWITCH WITH LOCATOR LIGHT | TM870WSL

Conveniently locate your switch in the dark with the small, subtle locator light that illuminates when switched off.


Outlets



TAMPER-RESISTANT OUTLET | 885TRW
Discreetly prevents insertion of foreign objects with patented "invisi-shutters."

TAMPER-RESISTANT SELF-TEST GFCI OUTLET | 1597TRW
Self-tests at the industry-leading rate of every 3 seconds to offer superior ground-fault protection.

TAMPER-RESISTANT SELF-TEST GFCI USB TYPE-A/C OUTLET | 1597TRUSBACW
A one-of-a-kind solution featuring superior ground-fault protection and convenient built-in charging in a single outlet.



SINGLE POLE/3-WAY SWITCH/TAMPER-RESISTANT OUTLET COMBINATION | RCD38TRW
Fit two devices neatly into the footprint of one with this combination single-pole/3-way switch and tamper-resistant outlet.

WEATHER-RESISTANT OUTLET | 885TRWRW
Perfect for a home's outdoor spaces, this outlet is made to work, rain or shine.

USB Charging Solutions



WIRELESS CHARGER | RWC826USBWCCV2
Instantly provides a revolutionary new way to charge your phone using Qi charging technology and cuts the cord for your devices — finally, they are truly wireless.

TAMPER-RESISTANT ULTRA-FAST PLUS POWER DELIVERY USB TYPE-C/C OUTLET | R26USBPDW
Combines our industry-leading 6 amps of power with advanced Power Delivery for a charge that is up to 2x faster.



TAMPER-RESISTANT ULTRA-FAST USB TYPE-A/C OUTLET | R26USBAC6W
With an industry-leading 6 amps of power, this USB outlet provides a quicker charge for phones, tablets and other devices, meaning no more low battery anxiety.

QUAD USB CHARGER | TM8USB4WCC6
With 4.2 amps of charging capacity, the quad USB gives users the power to charge up to four devices simultaneously without the need for bulky adapters.

Night Lights



FULL LED NIGHT LIGHT | NTLFULLW
Energy-efficient soft-glow LED features five adjustable brightness levels and optional louver for greater control.
Shown with included optional louver.



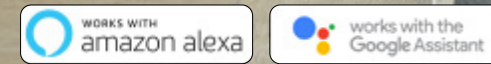
NIGHT LIGHT WITH TAMPER-RESISTANT OUTLET | NTL885TRW
This seamlessly integrated night light features five adjustable brightness levels, an optional louver for greater light control and a hidden sensor that turns light on in the dark, off in daylight.

COMBINATION TAMPER-RESISTANT SELF-TEST NIGHT LIGHT/GFCI | 1597NTLW
For superior safety, this outlet offers all the protection of tamper-resistance and GFCI functionality, with an included night light for added convenience.



Smart Lighting

Create scenes, set schedules and control lights with the Legrand Smart Lights, Wi-Fi app.



Manage lights and power, from anywhere, with the Legrand Home + Control app.




radiant® WITH Wi-Fi



- SMART SWITCH WITH WI-FI | WWRL10WHCCV2**
Connect to your home Wi-Fi and control lights in one or a few rooms, from anywhere. Plug-in and Outdoor versions also available.
- SMART TRU-UNIVERSAL DIMMER WITH WI-FI | WWRL50WHCCV2**
The simplest solution to every dimming need, this dimmer self-calibrates to work with dimmable bulbs & loads (except 0-10V). Connects to Wi-Fi. Plug-in version also available.
- SMART OUTLET WITH WI-FI | WWRR15WHCCV2**
Connect to your home Wi-Fi and control power from anywhere. One outlet is Wi-Fi controlled, the other is always on.

Note: radiant with Wi-Fi products are not compatible with the Netatmo platform.

radiant® WITH Netatmo









- SMART SWITCH WITH NETATMO | WNRL10WH**
Get advanced control of your lights from any smart device, from anywhere. Optimized for whole home use. Requires Smart Gateway. Tru-Universal Dimmer and Plug-in versions also available.
- SMART OUTLET WITH NETATMO | WNRR15WH**
Get advanced control of power from any smart device, from anywhere. One outlet is app-controlled, the other is always on. Requires Smart Gateway. 15A and 20A versions available.
- HOME/AWAY WIRELESS SMART SWITCH WITH NETATMO | WNRL33WH**
Add to any wall or surface for one touch control of a full lighting scene. Requires Smart Gateway. Wake/Sleep version also available.

Dimmers

Conveniently conserve energy and create the perfect mood by adjusting dimmer light levels with a single slide.









| NAME | PART NUMBER | DESCRIPTION | COLOR/FINISH | RATING | COMPATIBLE LOADS | COMPLIANCE |
|---|--|---|--|----------------------|---|--|
|  Incandescent Single-Pole/3-Way Dimmer | RH1103PTC RH1103PW | Usable in single-pole and 3-way applications. Features interchangeable faceplates. | Tri-Color* White | 15A, 120V | 1100W |  , RoHS |
|  Incandescent Single-Pole/3-Way Dimmer | RH703PDBCCV4 RH703PNICCV4 RH703PTC RH703PW | Usable in single-pole and 3-way applications. Features interchangeable faceplates. | Dark Bronze Nickel Tri-Color* White | 120V | 700W |  , RoHS |
|  0-10V LED/Fluorescent Dimmer | RH4FBL3PTC RH4FBL3PW | Features interchangeable faceplates. | Tri-Color* White | 10A, 120V | |  , RoHS |
|  Tru-Universal Single-Pole/3-Way Dimmer | RH703PTUTC RH703PTUW | The simplest solution to every dimming need, this dimmer self-calibrates to work with dimmable bulbs & loads (except 0-10V). Usable in single-pole and 3-way applications. Features interchangeable faceplates. | Tri-Color* White | 120V, 60Hz | Incandescent, Halogen & ELV: 700W MLV: 500VA LED/CFL: 450W EFL: 5.5A |  , RoHS |
|  CFL/LED Dimmer (Not intended for electronic low voltage loads) | RHCL453PDBCCV4 RHCL453PGCCV4 RHCL453PNICCV4 RHCL453PTC RHCL453PW | Features interchangeable faceplates. | Dark Bronze Graphite Nickel Tri-Color* White | 120 VAC, 60 Hz | 450W CFL/LED; 700W Incandescent |  , RoHS |
|  Magnetic Low-Voltage Single-Pole/3-Way Dimmer | RHLV1103PTC RHLV1103PW | Usable in single-pole and 3-way applications. Features interchangeable faceplates. | Tri-Color* White | 120 VAC | 1100W |  , RoHS |

Note: Wall plates sold separately. Tri-color includes: White, Light Almond and Ivory. Bi-Color includes: Nickel & Dark Bronze
Due to manufacturer variations and modifications, we are unable to ensure indefinite dimming compatibility with any bulb or fixture.

| NAME | PART NUMBER | DESCRIPTION | COLOR/FINISH | RATING | COMPATIBLE LOADS | COMPLIANCE |
|---|--|--|---|----------|---|--|
|  Magnetic Low-Voltage Single-Pole/3-Way Dimmer | RHLV703PTC RHLV703PW | Usable in single-pole and 3-way applications. Features interchangeable faceplates. | Tri-Color* White | 120V | 700W |  , RoHS |
|  2-Wire Fluorescent Dimmer | RHFB83PTC RHFB83PW | Features interchangeable faceplates. | Tri-Color* White | 8A, 120V | |  , RoHS |
|  Interchangeable Face Cover | RHKIT RHKITBK RHKITDB RHKITGRY RHKITI RHKITLA RHKITNI RHKITW RHKITGPCCV6 | Features interchangeable faceplates. | Brown Black Dark Bronze Gray Ivory Light Almond Nickel White Graphite | | Applies to all dimmers on pages 14 & 15 |  , RoHS |




Multi-Location Dimmers

Conveniently conserve energy and create the perfect mood by adjusting dimmer light levels with a single slide.

| NAME | PART NUMBER | DESCRIPTION | COLOR/FINISH | RATING | COMPATIBLE LOADS | COMPLIANCE |
|---|---|--------------------------------------|---|--------------|-------------------|--|
|  Multi-Location Master Dimmer | HCL453PMMTC HCL453PMMW | Features interchangeable faceplates. | Tri-Color* White | 120, 60Hz | 700W Incandescent |  , RoHS |
|  Interchangeable Face Cover for Multi-Location Master Dimmer | HMKIT HMKITBK HMKITDB HMKITGRY HMKITI HMKITLA HMKITNI HMKITW | Features interchangeable faceplates. | Brown Black Dark Bronze Gray Ivory Light Almond Nickel White | | |  , RoHS |
|  Multi-Location Remote Dimmer | HMRTC HMRW | Features interchangeable faceplates. | Tri-Color* White | 120, 60Hz | |  , RoHS |
|  Interchangeable Face Cover for Multi-Location Remote Dimmer | HMRKIT HMRKITBK HMRKITDB HMRKITGRY HMRKITI HMRKITLA HMRKITNI HMRKITW | Features interchangeable faceplates. | Brown Black Dark Bronze Gray Ivory Light Almond Nickel White | | |  , RoHS |



Switches

Modern low-profile paddle switches with no screws in sight.

| NAME | PART NUMBER | DESCRIPTION | COLOR/FINISH | RATING | COMPLIANCE |
|-------------------------|---|---|---|-----------|--|
| 15A Single-Pole Switch* | TM870 TM870BK TM870DBCC10 TM870GCC10 TM870GRY TM870I TM870ISL* TM870LA TM870LASL* TM870NICC10 TM870W TM870WSL* | 15A Switch. Part numbers with an asterisk indicate a model with included locator light. | Brown Black Dark Bronze Graphite Gray Ivory Ivory Light Almond Light Almond Nickel White White | 15A, 120V |  , RoHS |
| 3-Way Switch* | TM873 TM873BK TM873DBCC10 TM873GCC10 TM873GRY TM873I TM873ISL* TM873LA TM873LASL* TM873NICC10 TM873W TM873WSL* | 15A Switch. Part numbers with an asterisk indicate a model with included locator light. | Brown Black Dark Bronze Graphite Gray Ivory Ivory Light Almond Light Almond Nickel White White | 15A, 120V |  , RoHS |
| 15A 4-Way Switch | TM874 TM874BK TM874DBCC6 TM874GCC6 TM874I TM874ISL* TM874LA TM874LASL* TM874NICC6 TM874W TM874WSL* | 15A Switch. Part numbers with an asterisk indicate a model with included locator light. | Brown Black Dark Bronze Graphite Ivory Ivory Light Almond Light Almond Nickel White White | 15A, 120V |  , RoHS |

* These switches are identical


Fan Controls

| NAME | PART NUMBER | DESCRIPTION | COLOR/FINISH | RATING | COMPLIANCE |
|--|---|---|--------------------------------------|---------------|--|
| Fan Speed Control De-Hummer, Single-Pole/3-Way | RHDH163PGCCV4 RHDH163PTC RHDH163PBCCCV4 | Usable in single-pole and 3-way applications. | Graphite Tri-Color* Bi-Color * | 1.6A, 120V |  , RoHS |
| Fan Speed Control De-Hummer, Single-Pole/3-Way | RHDH163PW | Usable in single-pole and 3-way applications. | White | 1.6A, 120V |  , RoHS |

Note: Wall plates sold separately.

Combination Switches





Modern low-profile paddle switches with no screws in sight.

| NAME | PART NUMBER | DESCRIPTION | COLOR/FINISH | RATING | COMPLIANCE |
|--|---|---|--|------------------|--|
| Two Single-Pole Switches & Single-Pole/3-Way Switch | RCD113 RCD113BK RCD113GRY RCD113I RCD113LA RCD113W | Usable in single-pole and 3-way applications. Features a locator light. | Brown Black Gray Ivory Light Almond White | 15A, 120/125V |  , RoHS |
| Two Single-Pole Switches | RCD11 RCD11BKCC6 RCD11GRY RCD11I RCD11LA RCD11W | Usable in single-pole applications. Features a locator light. | Brown Black Gray Ivory Light Almond White | 15A, 120/125V |  , RoHS |
| Two Single-Pole/3-Way Switches* | RCD33BK RCD33GRY RCD33I RCD33LA RCD33W | Usable in single-pole and 3-way applications. Features a locator light. | Black Gray Ivory Light Almond White | 15A, 120/125V |  , RoHS |
| Single-Pole/3-Way Switch & Tamper-Resistant Single Outlet* | RCD38TRBK RCD38GRY RCD38TRI RCD38TRLA RCD38TRW | Usable in single-pole and 3-way applications. Features a locator light. | Black Gray Ivory Light Almond White | 15A, 120/125V |  , RoHS |
| Locator Light Module | RCDLM | | NA | |  , RoHS |



* These switches are identical

Note: Wall plates sold separately.









Sensors

| NAME | PART NUMBER | DESCRIPTION | COLOR/FINISH | RATING | COMPLIANCE |
|--|---|--------------------------------------|-------------------------------------|--------|--|
| 120V Single-Pole/3-Way Occupancy Sensor  | RRW600FPG RRW600UTC RRW600UBCCCV4 | Features interchangeable faceplates. | Graphite Tri-Color* Bi-Color* | 120V |  , RoHS |
| 120V Single-Pole Vacancy Sensor  | RRW600VTC | Features interchangeable faceplates. | Tri-Color* | 120V |  , RoHS |

Timers

| NAME | PART NUMBER | DESCRIPTION | COLOR/FINISH | RATING | COMPLIANCE |
|--|--|---|--|--------|--|
| 4-Button Digital Timer  | RT2BK RT2DBCCV4 RT2I RT2LA RT2NICCV4 RT2W | Preset time delay options include 10, 20, 30 or 60 min. Includes LED indicator light. | Black Dark Bronze Ivory Light Almond Nickel White | 120V |  , RoHS |

Outlets











| NAME | PART NUMBER | DESCRIPTION | COLOR/FINISH | RATING | NEMA CONFIG. NUMBER | COMPLIANCE |
|---|---|--|---|------------------|---------------------|--|
| Tamper-Resistant Outlet  | 885TR 885TRBK 885TRDBCC12 885TRGCC12 885TRGRY 885TRI 885TRLA 885TRNICC12 885TRW | Tamper-resistant outlet featuring patented in-visi-shutters for discreet protection. | Brown Black Dark Bronze Graphite Gray Ivory Light Almond Nickel White | 15A, 120/125V | 5-15R |  , RoHS |
|  | TR26352R TR26352RBK TR26352RDBCC6 TR26352RGCC6 TR26352RGRY TR26352RI TR26352RLA TR26352RNICC6 TR26352RW | | Brown Black Dark Bronze Graphite Gray Ivory Light Almond Nickel White | 20A, 125V | 5-20R |  , RoHS |
| Weather-Resistant Outlet  | 885TRWR 885TRWRI 885TRWRLA 885TRWRW | NEC compliant for both tamper- and weather-resistance. | Brown Ivory Light Almond White | 15A, 125V | 5-15R |  , RoHS |
| radiant In-Wall Outlet Relocation Kit  | IWPE-WH IWPEUSBAC-WH | Extends power from any hard-to-reach outlet to a more convenient location. Available versions include a Tamper-Resistant Outlet or a Tamper-Resistant USB Type-A/C Outlet. | White | 15A | 5-15R |  , RoHS |

Note: Wall plates sold separately.

*Tri-color includes: White, Light Almond and Ivory.









*Bi-Color includes: Nickel & Dark Bronze

GFCI

| NAME | PART NUMBER | DESCRIPTION | COLOR/FINISH | RATING | NEMA CONFIG. NUMBER | COMPLIANCE |
|---|---|---|---|-----------|---------------------|--|
|  <p>Tamper-Resistant Self-Test GFCI Outlet with Night Light</p> | 1597NLTTRBKCC4 1597NLTTRDBCC4 1597NLTTRI 1597NLTTRLA 1597NLTTRNICC4 1597NLTTRW | Provides superior, point-of-use ground-fault protection. Self-tests every three seconds to ensure it is ready to protect. Features built-in night light. | Black Dark Bronze Ivory Light Almond Nickel White | 15A, 125V | 5-15R |  , RoHS |
| | 2097NLTTRGRY 2097NLTTRI 2097NLTTRLA 2097NLTTRW | | Gray Ivory Light Almond White | 20A, 125V | 5-20R | |
|  <p>Single-Pole Switch with Tamper-Resistant Self-Test GFCI Outlet</p> | 1597SWTTRBKCC4 1597SWTTRICC4 1597SWTTRLACC4 1597SWTTRWCC4 | Combination switch and GFCI outlet. Provides superior, point-of-use ground-fault protection. Self-tests every three seconds to ensure it is ready to protect. | Black Ivory Light Almond White | 15A, 125V | 5-15R |  , RoHS |
|  <p>Tamper-Resistant Self-Test GFCI Outlet</p> | 1597TR 1597TRBK 1597TRDBCC4 1597TRGCC4 1597TRGRY 1597TRI 1597TRLA 1597TRNICC4 1597TRW | Provides superior, point-of-use ground-fault protection. Self-tests every three seconds to ensure it is ready to protect. | Brown Black Dark Bronze Graphite Gray Ivory Light Almond Nickel White | 15A, 125V | 5-15R |  , RoHS |
| | 2097TR 2097TRBK 2097TRGRY 2097TRI 2097TRLA 2097TRW 2097TRNI 2097TRDB 2097TRG | | Brown Black Gray Ivory Light Almond White Nickel Dark Bronze Graphite | 20A, 125V | 5-20R | |
|  <p>Tamper-Resistant Self-Test GFCI Outlet with Audible Alarm</p> | 1597TRA 1597TRABK 1597TRA1 1597TRALA 1597TRAW | Provides superior, point-of-use ground-fault protection. Self-tests every three seconds to ensure it is ready to protect. Features an audible alarm to alert users to trips or failures, perfect for sub-pumps and deep freezers. | Brown Black Ivory Light Almond White | 15A, 125V | 5-15R |  , RoHS |
|  <p>Spec-Grade Weather-Resistant Self-Test GFCI Outlet</p> | 1597TRWR 1597TRWRBK 1597TRWRGRY 1597TRWR1 1597TRWR1A 1597TRWRW | Provides superior, point-of-use ground-fault protection for outdoor use. NEC compliant for weather-resistance. Self-tests every three seconds to ensure it is ready to protect. | Brown Black Gray Ivory Light Almond White | 15A, 125V | 5-15R |  , RoHS |











Note: Wall plates sold separately.

Dual-Function AFCI/GFCI & AFCI

| NAME | PART NUMBER | DESCRIPTION | COLOR/FINISH | RATING | NEMA CONFIG. NUMBER | COMPLIANCE |
|--|---|--|--|-----------|---------------------|--|
|  <p>Tamper-Resistant Dual-Function AFCI/GFCI Outlet</p> | AFGF152TR AFGF152TRBK AFGF152TRGRY AFGF152TRI AFGF152TRLA AFGF152TRW | Provides protection against arc- and ground-fault occurrences. Includes individual indicator lights for each fault type. | Brown Black Gray Ivory Light Almond White | 15A, 125V | 5-15R |  , RoHS |
| | AFGF202TR AFGF202TRBK AFGF202TRGRY AFGF202TRI AFGF202TRLA AFGF202TRW | | Brown Black Gray Ivory Light Almond White | 20A, 125V | 5-20R | |
|  <p>Tamper-Resistant Branch Circuit AFCI Outlet</p> | AF152TR AF152TRBK AF152TRGRY AF152TRI AF152TRLA AF152TRW | Provides point-of-use arc-fault protection. | Brown Black Gray Ivory Light Almond White | 15A, 125V | 5-15R |  , RoHS |
| | AF202TR AF202TRBK AF202TRGRY AF202TRI AF202TRLA AF202TRW | | Brown Black Gray Ivory Light Almond White | 20A, 125V | 5-20R | |
|  <p>Dead Front Dual-Function AFCI/GFCI Outlet</p> | AFGF202DFI AFGF202DFLA AFGF202DFW | Provides protection against arc-fault and ground-fault occurrences. | Ivory Light Almond White | 20A, 125V | |  , RoHS |
|  <p>Dead Front Branch Circuit AFCI Outlet</p> | AF202DFI AF202DFLA AF202DFW | Point-of-Use Arc Fault Detection | Ivory Light Almond White | 20A, 125V | |  , RoHS |







Note: Wall plates sold separately.

USB Charging Solutions





| NAME | PART NUMBER | DESCRIPTION | COLOR/FINISH | RATING | NEMA CONFIG. NUMBER | COMPLIANCE |
|---|---|--|--|-----------|---------------------|--|
| Wireless Charger  | RWC826USBWCCV2 RWC826USBICCV2 RWC826USBLACCV2 RWC826USBBKCCV2 | Installs in place of a single-gang outlet to provide Qi wireless charging, as well as a tamper-resistant duplex outlet with USB Type-A port. | White Ivory Light Almond Black | 15A, 125V | 5-15R |  , RoHS |
| 15A Tamper-Resistant USB Type-C/C Outlet  | R26USBCCBK R26USBCCDBCCV4 R26USBCCG R26USBCCI R26USBCCLA R26USBCCNICCV6 R26USBCCW | Outlet with two built-in USB Type-C ports, for use with the newer USB Type-C and its conveniently reversible connector. Features discreet tamper-resistance through patented invis-shutters. | Black Dark Bronze Graphite Ivory Light Almond Nickel White | 15A, 120V | 3.1 Amp |  , RoHS |
| 15A Tamper-Resistant USB Type-A/C Outlet  | R26USBACBK R26USBACDBCCV4 R26USBACG R26USBACI R26USBACLA R26USBACNICCV6 R26USBACW | Outlet features built-in ports for both USB Type-A and USB Type-C to fit any device, no adapter needed. Features discreet tamper-resistance through patented invis-shutters. | Black Dark Bronze Graphite Ivory Light Almond Nickel White | 15A, 120V | 3.1 Amp |  , RoHS |
| 15A Tamper-Resistant USB Type-A/A Outlet  | TM826USBBK TM826USBDBCCV4 TM826USBGCCV4 TM826USBI TM826USBLA TM826USBNICCV6 TM826USBW | Outlet with two built-in USB Type-A ports. Features discreet tamper-resistance through patented invis-shutters. | Black Dark Bronze Graphite Ivory Light Almond Nickel White | 15A, 120V | 3.1 Amp |  , RoHS |
| Quad USB Charger  | TM8USB4BKCC6 TM8USB4ICC6 TM8USB4LACC6 TM8USB4NICCV6 TM8USB4WCC6 | Charge more devices simultaneously with four USB Type-A ports in a single device. Features 4.2A of total charging capacity. | Black Ivory Light Almond Nickel White | 15A, 125V | |  , RoHS |

Note: Wall plates sold separately.

Ultra-Fast USB Outlets









| NAME | PART NUMBER | DESCRIPTION | COLOR/FINISH | RATING | NEMA CONFIG. NUMBER | COMPLIANCE |
|---|--|---|--|-------------|---------------------|--|
|  15A Tamper-Resistant Ultra-Fast USB Type-A/C Outlet | R26USBAC6BK R26USBAC6DBCCV4 R26USBAC6G R26USBAC6I R26USBAC6LA R26USBAC6NICCV4 R26USBAC6W | USB Outlet with industry-leading amperage to charge devices up to 40% faster. Includes ports for USB Type-A and Type-C to fit any device, no adapter needed. | Black Dark Bronze Graphite Ivory Light Almond Nickel White | 6A | 5-15R |  , RoHS |
|  15A Tamper-Resistant Ultra-Fast USB Type-C/C Outlet | R26USBCC6BK R26USBCC6DBCCV4 R26USBCC6G R26USBCC6I R26USBCC6LA R26USBCC6NICCV4 R26USBCC6W | USB Outlet with industry-leading amperage to charge devices up to 40% faster. Features two built-in USB Type-C ports for future-proof charging of the latest and upcoming devices. | Black Dark Bronze Graphite Ivory Light Almond Nickel White | 6A | 5-15R |  , RoHS |
|  Outdoor Ultra-Fast USB Type-A/C Outlet | WRR26USBAC6BK WRR26USBAC6I WRR26USBAC6LA WRR26USBAC6W | Bring USB charging outdoors to decks, patios and porches. The outlet is UL listed to UL498 for weather resistance and must be installed in a weatherproof enclosure per NEC requirements. | Black Ivory Light Almond White | 6A, 125V | 5-15R |  , RoHS |

Ultra-Fast PLUS Power Delivery

| NAME | PART NUMBER | DESCRIPTION | COLOR/FINISH | RATING | NEMA CONFIG. NUMBER | COMPLIANCE |
|---|---|--|---|---|---------------------|--|
|  Tamper-Resistant Ultra-Fast PLUS Power Delivery USB Type-C/C Outlet | R26USBPDBK R26USBPDI R26USBPDDCC6 R26USBPDDGCC6 R26USBPDGRI R26USBPDI R26USBPDLA R26USBPDNICCV6 R26USBPDI | Charges devices up to 2X faster by combining our ultra-fast amperage with advanced Power Delivery. Includes two future-proof USB Type-C ports. | Black Brown Dark Bronze Graphite Gray Ivory Light Almond Nickel White | 6A, 15A, 125V,  | 5-15R |  , RoHS |
| | TR20USBPDBK TR20USBPDI TR20USBPDDDB TR20USBPDI TR20USBPDI TR20USBPDI TR20USBPDI TR20USBPDI TR20USBPDI TR20USBPDI | | Black Brown Dark Bronze Graphite Gray Ivory Light Almond Nickel White | 6A, 20A, 125V,  | 5-15R | |





Note: Wall plates sold separately.

GFCI USB

| NAME | PART NUMBER | DESCRIPTION | COLOR/FINISH | RATING | NEMA CONFIG. NUMBER | COMPLIANCE |
|--|---|--|---|---|---------------------|---|
|  <p>Tamper-Resistant Self-Test GFCI USB Type-A/A Outlet</p> | 1597TRUSBAABK 1597TRUSBAA 1597TRUSBAADB 1597TRUSBAAG 1597TRUSBAAGRY 1597TRUSBAAI 1597TRUSBAALA 1597TRUSBAANI 1597TRUSBAAW | The first-ever GFCI Outlet with built-in USB charging, offering superior ground-fault protection and modern convenience in a single solution. Includes two USB Type-A ports. | Black Brown Dark Bronze Graphite Gray Ivory Light Almond Nickel White | 15A, 125V | 5-15R |  |
| | 2097TRUSBAABK 2097TRUSBAA 2097TRUSBAADB 2097TRUSBAAG 2097TRUSBAAGRY 2097TRUSBAAI 2097TRUSBAALA 2097TRUSBAANI 2097TRUSBAAW | | | Black Brown Dark Bronze Graphite Gray Ivory Light Almond Nickel White | 20A, 125V | 5-20R |
|  <p>Tamper-Resistant Self-Test GFCI USB Type-A/C Outlet</p> | 1597TRUSBACBK 1597TRUSBAC 1597TRUSBACDB 1597TRUSBACG 1597TRUSBACGRY 1597TRUSBACI 1597TRUSBACLA 1597TRUSBACNI 1597TRUSBACW | The first-ever GFCI Outlet with built-in USB charging, offering superior ground-fault protection and modern convenience in a single solution. Includes USB Type-A and USB Type-C ports to charge any and all your devices, no adapter necessary. | Black Brown Dark Bronze Graphite Gray Ivory Light Almond Nickel White | 15A, 125V | 5-15R |  |
| | 2097TRUSBACBK 2097TRUSBAC 2097TRUSBACDB 2097TRUSBACG 2097TRUSBACGRY 2097TRUSBACI 2097TRUSBACLA 2097TRUSBACNI 2097TRUSBACW | | | Black Brown Dark Bronze Graphite Gray Ivory Light Almond Nickel White | 20A, 125V | 5-20R |
|  <p>Outdoor Self-Test GFCI USB Type-A/C Outlet</p> | 1597TRWRUSBACBK 1597TRWRUSBACGRY 1597TRWRUSBACI 1597TRWRUSBACLA 1597TRWRUSBACW | Engineered for outdoor use, this version of our first-of-its-kind GFCI USB Outlet also features weather-resistance to bring superior ground-fault protection and modern convenience to patios, pool areas and more -- all in a single solution. Includes USB Type-A and USB Type-C ports to charge any and all your devices, no adapter necessary. | Black Gray Ivory Light Almond White | 15A, 125V | 5-15R |  |
| | 2097TRWRUSBACBK 2097TRWRUSBACGRY 2097TRWRUSBACI 2097TRWRUSBACLA 2097TRWRUSBACW | | | Black Gray Ivory Light Almond White | 20A, 125V | 5-20R |
|  <p>Tamper-Resistant Self-Test GFCI USB Type-C/C Outlet</p> | 1597TRUSBCCBK 1597TRUSBCC 1597TRUSBCCDB 1597TRUSBCCG 1597TRUSBCCGRY 1597TRUSBCCI 1597TRUSBCCLA 1597TRUSBCCNI 1597TRUSBCCW | The first-ever GFCI Outlet with built-in USB charging, offering superior ground-fault protection and modern convenience in a single solution. Includes two future-proof USB Type-C ports to accommodate the latest and upcoming devices. | Black Brown Dark Bronze Graphite Gray Ivory Light Almond Nickel White | 15A, 125V | 5-15R |  |
| | 2097TRUSBCCBK 2097TRUSBCC 2097TRUSBCCDB 2097TRUSBCCG 2097TRUSBCCGRY 2097TRUSBCCI 2097TRUSBCCLA 2097TRUSBCCNI 2097TRUSBCCW | | | Black Brown Dark Bronze Graphite Gray Ivory Light Almond Nickel White | 20A, 125V | 5-20R |

| NAME | PART NUMBER | DESCRIPTION | COLOR/FINISH | RATING | NEMA CONFIG. NUMBER | COMPLIANCE |
|---|--|--|---|---|---------------------|---|
|  <p>Outdoor Self-Test GFCI USB Type-C/C Outlet</p> | 1597TRWRUSBCCBK 1597TRWRUSBCCGRY 1597TRWRUSBCCI 1597TRWRUSBCCLA 1597TRWRUSBCCW | Engineered for outdoor use, this version of our first-of-its-kind GFCI USB Outlet also features weather-resistance to bring superior ground-fault protection and modern convenience to patios, pool areas and more -- all in a single solution. Includes two future-proof USB Type-C ports to accommodate the latest and upcoming devices. | Black Gray Ivory Light Almond White | 15A, 125V | 5-15R |  |
| | 2097TRWRUSBCCBK 2097TRWRUSBCCGRY 2097TRWRUSBCCI 2097TRWRUSBCCLA 2097TRWRUSBCCW | | | Black Gray Ivory Light Almond White | 20A, 125V | 5-20R |










Night Lights

| NAME | PART NUMBER | DESCRIPTION | COLOR/FINISH | RATING | NEMA CONFIG. NUMBER | COMPLIANCE |
|--|--|--|---|---|---------------------|---|
|  <p>Night Light with Two 15A Tamper-Resistant Outlets</p> | NTL885TRBKCC6 NTL885TRICC6 NTL885TRLACC6 NTL885TRNICC6 NTL885TRW | Five Adjustable Light Settings | Black Ivory Light Almond Nickel White | 15A, 120/125V | 5-15R |  |
| | NTL873BKCC6 NTL873ICC6 NTL873LACC6 NTL873NICC6 NTL873WCC6 | | | Black Ivory Light Almond Nickel White | 15A, 120/125V | |
|  <p>Full Night Light with Adjustable Light Levels</p> | NTLFULLTC NTLFULLW | Five Adjustable Light Settings An optional louver is included for added light-level control | Tri-Color* White | 120/125V | |  |
| | NTLHORZTCCC6 NTLHORZWCC6 | | | Tri-Color* White | 120/125V | |















Note: Wall plates sold separately.

radiant with Netatmo

Control lights and power, from anywhere, with the ultra-reliable smart lighting solution optimized for whole-home use. Works with Amazon Alexa, Google Home and Apple HomeKit. Compatible with adorne with Netatmo.

| NAME | PART NUMBER | DESCRIPTION | COLOR/FINISH | RATING | COMPATIBLE LOADS | COMPLIANCE |
|--|----------------------------------|--|---------------------------------|--------------|---|--|
| Smart Gateway with Netatmo  | WNRH1WH WNRH1LA WNRH1NI | Creates a robust and dedicated network as the foundation of the Netatmo smart lighting solution. | White Light Almond Nickel | | |  , RoHS |
| Smart Surface-Mount Gateway with Netatmo  | WNRH2WH WNRH2LA WNRH2NI | Creates a robust and dedicated network as the foundation of the Netatmo smart lighting solution. Installs beside an outlet or switch. | White Light Almond Nickel | | |  , RoHS |
| Smart Switch with Netatmo  | WNRL10WH WNRL10LA WNRL10NI | Control lights from anywhere. Gateway required. | White Light Almond Nickel | 15A, 120V | |  , RoHS |
| Smart Tru-Universal Dimmer with Netatmo  | WNRL50WH WNRL50LA WNRL50NI | The simplest solution to every dimming need, this dimmer self-calibrates to work with dimmable bulbs & loads (except 0-10V). | White Light Almond Nickel | 15A, 120V | Incandescent, Halogen & ELV: 700W, MLV: 500VA, LED/CFL: 450W (not compatible with 0-10V LED drivers), EFL: 5.5A |  , RoHS |
| Wireless Smart Switch with Netatmo  | WNRL23WH WNRL23LA WNRL23NI | Can be added to any wall or surface for easy 3-way control, no wiring required. Must be paired with a Smart Switch with Netatmo. Battery-operated. | White Light Almond Nickel | | |  , RoHS |
| Wireless Smart Dimmer with Netatmo  | WNRL63WH WNRL63LA WNRL63NI | Can be added to any wall or surface for easy 3-way dimming control, no wiring required. Must be paired with a Smart Tru-Universal Dimmer with Netatmo. Battery-operated. | White Light Almond Nickel | | |  , RoHS |













Note: Wall plates included with all radiant with Netatmo products.

| NAME | PART NUMBER | DESCRIPTION | COLOR/FINISH | RATING | NEMA/COMPATIBLE LOADS | COMPLIANCE |
|--|--|--|--|--|---|--|
| Home/Away Wireless Smart Switch with Netatmo  | WNRL33WH WNRL33LA WNRL33NI | Controls a scene of multiple lights, turning the lights on (or off), simultaneously, with just a single touch. Add to any wall or surface, no wiring required. Battery-operated. | White Light Almond Nickel | | |  , RoHS |
| Wake/Sleep Wireless Smart Switch with Netatmo  | WNRL43WH WNRL43LA WNRL43NI | Controls a scene of multiple lights, turning the lights on (or off), simultaneously, with just a single touch. Add to any wall or surface, no wiring required. Battery-operated. | White Light Almond Nickel | | |  , RoHS |
| Smart Outlet with Netatmo  | WNRR15WH WNRR15LA WNRR15NI WNRR20WH WNRR20LA WNRR20NI | Control power from anywhere. One outlet is app-controlled, the other is always on. Gateway required. | White Light Almond Nickel White Light Almond Nickel | 15A, 125V, TR 20A, 125V, TR | 5-15R 5-20R |  , RoHS |
| Smart Plug-In Switch with Netatmo  | WNP10 | Plug-in to an existing outlet for smart control of lamps and small appliances, no installation required. | White | | |  , RoHS |
| Smart Plug-In Tru-Universal Dimmer with Netatmo  | WNP20 | Plug into an existing outlet to gain smart dimming control. The simplest solution to every dimming need, this dimmer self-calibrates to work with dimmable bulbs & loads (except 0-10V). | White | | Incandescent, Halogen & ELV: 700W, MLV: 500VA, LED/CFL: 450W (not compatible with 0-10V LED drivers), EFL: 5.5A |  , RoHS |
| Smart Switch Starter Kit with Netatmo  | WNRH10KITWH WNRH10KITLA WNRH10KITNI | Kit includes (1) Smart Switch with Netatmo, (1) Smart Surface-Mount Gateway with Netatmo, (1) Home/Away Wireless Smart Switch with Netatmo | White Light Almond Nickel | 15A, 120V | |  , RoHS |
| Smart Outlet Starter Kit with Netatmo  | WNRH15KITWH WNRH15KITLA WNRH15KITNI | Kit includes (1) 15A Smart Outlet with Netatmo, (1) Smart Surface-Mount Gateway with Netatmo, (1) Home/Away Wireless Smart Switch with Netatmo | White Light Almond Nickel | 15A, 125V, TR | |  , RoHS |

Note: Wall plates included with all radiant with Netatmo products.







radiant with Wi-Fi

Control lights and power from anywhere with the Smart Lights, Wi-Fi app. Connect directly to Wi-Fi for fast, easy setup in one or a few rooms. Create groups and scenes, or easily set automated schedules. Works with Amazon Alexa and Google Home.




| NAME | PART NUMBER | DESCRIPTION | COLOR/FINISH | RATING | NEMA/COMPATIBLE LOADS | COMPLIANCE |
|---|--|--|---------------------------------|---------------------|--|--|
| Smart Tru-Universal Dimmer, with Wi-Fi  | WWRL50WHCCV2 WWRL50LACCV2 WWRL50NICCV2 | Controls lights from anywhere with the Smart Lights, Wi-Fi app. Create groups and scenes, or easily set automated schedules. The simplest solution to every dimming need, this dimmer self-calibrates to work with dimmable bulbs & loads (except 0-10V). | White Light Almond Nickel | 120V | Incandescent, Halogen & ELV: 700W, MLV: 500VA, LED/CFL: 450W (not compatible with 0-10V LED drivers), EFL: 5.5A |  , RoHS |
| Smart Switch, with Wi-Fi  | WWRL10WHCCV2 WWRL10LACCV2 WWRL10NICCV2 | Controls lights from anywhere with the Smart Lights, Wi-Fi app. Create groups and scenes, or easily set automated schedules. Easily replaces an existing switch. Uses existing secure home Wi-Fi (WPA2) and connects to Amazon Alexa or Google Home for added voice control. | White Light Almond Nickel | 15A, 120V | |  , RoHS |
| Smart Outlet, with Wi-Fi  | WVRR15WHCCV2 WVRR15LACCV2 WVRR15NICCV2 | Control lamps, appliances and more, from anywhere. Installs easily in place of an existing outlet, neutral wire required. One outlet is Wi-Fi controlled, the other is always on. | White Light Almond Nickel | 15A, 125V, TR | 5-15R |  , RoHS |
| Smart Plug-In Dimmer, with Wi-Fi  | WWP20CCV2 | Plugs in to enable smart control of table and floor lamps. The simplest solution to every dimming need, this dimmer self-calibrates to work with dimmable bulbs & loads (except 0-10V). | White | 120V | 5-15R Incandescent, Halogen & ELV: 700W, MLV: 500VA, LED/CFL: 450W (not compatible with 0-10V LED drivers), EFL: 5.5A |  , RoHS |
| Smart Plug-In Switch, with Wi-Fi  | WWP10CCV2 | Plugs in to enable smart control of lamps and small appliances. | White | 120V | 5-15R |  , RoHS |
| Smart Outdoor Switch with GFCI, with Wi-Fi  | WWP30CCV2 | Plugs in to enable smart control of outdoor lights, fountains, decorations and more, while also offering ground-fault protection for additional safety. Controls up to three separate lights or devices. | Black | 120V | 5-15R |  , RoHS |

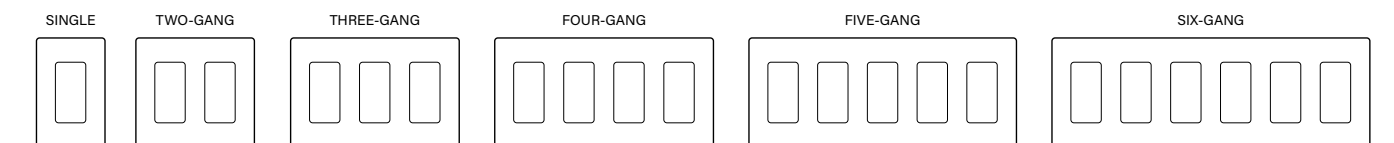
Screwless Wall Plates

How to build a better wall plate? Try clean lines and a low profile with no screws in sight.

| NAME | GANGS | PART NUMBER | NAME | GANGS | PART NUMBER |
|--|--|---|---|--|---|
| Black  | 1-Gang 2-Gang 3-Gang 4-Gang 5-Gang 6-Gang | RWP26BK RWP262BK RWP263BK RWP264BK RWP265BK RWP266BK | Ivory  | 1-Gang 2-Gang 3-Gang 4-Gang 5-Gang 6-Gang | RWP26I RWP262I RWP263I RWP264I RWP265I RWP266I |
| Brown  | 1-Gang 2-Gang 3-Gang 4-Gang 5-Gang 6-Gang | RWP26 RWP262 RWP263 RWP264 RWP265 RWP266 | Light Almond  | 1-Gang 2-Gang 3-Gang 4-Gang 5-Gang 6-Gang | RWP26LA RWP262LA RWP263LA RWP264LA RWP265LA RWP266LA |
| Gray  | 1-Gang 2-Gang 3-Gang 4-Gang 5-Gang 6-Gang | RWP26GRY RWP262GRY RWP263GRY RWP264GRY RWP265GRY RWP266GRY | White  | 1-Gang 2-Gang 3-Gang 4-Gang 5-Gang 6-Gang | RWP26W RWP262W RWP263W RWP264W RWP265W RWP266W |

Metallic Screwless Wall Plates

| NAME | GANGS | PART NUMBER | NAME | GANGS | PART NUMBER |
|--|--|--|---|--|--|
| Dark Bronze  | 1-Gang 2-Gang 3-Gang 4-Gang 5-Gang 6-Gang | RWP26DBCC6 RWP262DBCC6 RWP263DBCC6 RWP264DB RWP265DB RWP266DB | Nickel  | 1-Gang 2-Gang 3-Gang 4-Gang 5-Gang 6-Gang | RWP26NICC6 RWP262NICC6 RWP263NICC6 RWP264NI RWP265NI RWP266NI |
| Graphite  | 1-Gang 2-Gang 3-Gang 4-Gang 5-Gang 6-Gang | RWP26GCC6 RWP262GCC6 RWP263GCC6 RWP264CC6 RWP265G RWP266G | | | |



Note: Wall plates included with all radiant with Wi-Fi products.

adore Dimensions

| NAME | PART NUMBER | DIMENSIONS (H x W x D) | NAME | PART NUMBER | DIMENSIONS (H x W x D) | |
|----------------------------|---------------------------------|----------------------------------|------------------------------------|----------------------------------|-------------------------------|-----------------------|
| Paddle Switch | ASPD1531W4 | 1.77" x 1.77" x 1.5" | Push Switch | ASPU1532W4 | 1.77" X 1.77" x 1.82" | |
| | ASPD1532M4 | 1.77" x 1.77" x 1.59" | | ASPU1532M4 | 2.66" x 1.77" x 1.85" | |
| | ASPD1532G4 | | | ASOS32W4 | | 2.66" x 1.77" x 1.85" |
| | ASPD2032W4 | 1.77" x 1.77" x 1.72" | | ASOS32M4 | | |
| | ASPD2032M4 | | | ASOS32G4 | | |
| ASPD2042W4 | SensaSwitch, Manual-ON/Auto-OFF | | ASVS12W4 | 2.66" x 1.77" x 1.85" | | |
| ASPD2042M4 | | | ASVS12M4 | | | |
| ASPD2042G4 | | ASVS12G4 | | | | |
| Paddle Dimmer | | ADPD703HW4 | 4.20" x 1.77" x 1.62" | SensaSwitch, Manual-ON/Timed-OFF | ASTM2W2 | 2.66" x 1.77" x 1.85" |
| | ADPD703HM4 | 4.20" x 2.51" x 1.62" | ASTM2M2 | | SensaDimmer, Auto-ON/Auto-OFF | 4.20" x 1.77" x 1.85" |
| | ADPD703HG4 | | ASTM2G2 | | | |
| | ADPD1103HW4 | 4.20" x 1.77" x 1.62" | ADSM703HW2 | | | |
| | ADPD1103HM2 | | ADSM703HM2 | | | |
| ADPD453LW2 | ADSM703HG2 | | | | | |
| ADPD453LM2 | 1.77" x 0.89" x 1.5" | Wave Switch | ASWV1532W2 | 2.66" x 1.77" x 1.71" | | |
| ADPD453LG2 | | | ASWV1532M2 | | | |
| Paddle Switch, Half-Size | ASPD1531W4 | 2.66" x 1.77" x 1.85" | Touch Switch | ASTH1532W2 | 2.66" x 1.77" x 1.63" | |
| | ASPD1531M4 | | | ASTH1532M2 | | |
| | ASPD1531G4 | | | ASTH1532G2 | | |
| Paddle Fan Speed Control | AAFN4S16AW4 | 1.77" X 1.77" x 1.63" | Touch Wi-Fi Ready Switch | ASTH155RMW1 | 2.66" x 1.77" x 1.63" | |
| | AAFN4S16AM4 | | | ASTH155RMM1 | | |
| | AAFN4S16AG4 | | | ASTH155RMG1 | | |
| Whisper Switch | ASWR1532W4 | 1.77" X 1.77" x 1.63" | Touch Wi-Fi Ready Dimmer | ASTHRRW1 | 4.20" x 1.77" x 1.79" | |
| | ASWR1532M4 | | | ADTH700MMUW2 | | |
| | ASWR1532G4 | | | ADTH700MMU2 | | |
| | Whisper Wi-Fi Ready Switch | | ASWRRRW1 | 1.77" X 1.77" x 1.63" | ADTHMRUW2 | 4.20" x 1.77" x 1.79" |
| ASWRRRM1 | | ADTHMRUM2 | | | | |
| ASWRRRG1 | | ADTH700RMHW1 | | | | |
| ASWR155RMW1 | | ADTH700RMHM1 | | | | |
| Whisper Dimmer | ADWR703HW4 | 4.20" x 1.77" x 1.79" | ADTH700RMUW1 | 4.20" x 1.77" x 1.79" | | |
| | ADWR703HM4 | | ADTH700RMUM1 | | | |
| | ADWR1103HW4 | | ADTHRRW1 | | | |
| | ADWR1103HM4 | | ADTHRRM1 | | | |
| Whisper Wi-Fi Ready Dimmer | ADWR600RMHW1 | 4.20" x 1.77" x 1.79" | ADTHRRM1 | 2.66" x 1.77" x 1.82" | | |
| | ADWR600RHHM1 | | Blank, Half-Size | | AABK1W4 | 1.77" X 0.89" x 0.96" |
| | ADWR700RTUW1 | AABK1M4 | | | | |
| | ADWR700RTUM1 | AABK1G4 | | | | |
| | ADWR700RTUG1 | 2.66" x 1.77" x 1.63" | | Tamper-Resistant Outlet | ARTR152W4 | 2.12" x 1.77" x 1.73" |
| | ADWR700RTUW1 | | ARTR152M4 | | | |
| sofTap Switch | ASTP1532W4 | 2.66" x 1.77" x 1.63" | ARTR152M4 | 2.12" x 1.77" x 1.73" | | |
| | ASTP1532M4 | | ARTR202W4 | | | |
| | ASTP1532G4 | | ARTR202M4 | | | |
| sofTap Dimmer | ADTP703HW2 | 4.20" x 1.77" x 1.79" | ARTR202M4 | 3" x 1.77" x 1.48" | | |
| | ADTP703HM2 | | Tamper Resistant Outlet, Plus-Size | | ARTR153W4 | 2.66" x 1.77" x 1.82" |
| | ADTP1103HW4 | ARTR153M4 | | | | |
| | ADTP1103HM4 | AGFTR152W4 | | 2.66" x 1.77" x 1.82" | | |
| ADTP703UW2 | AGFTR152M4 | | | | | |
| ADTP703UM2 | AGFTR202W4 | 2.66" x 1.77" x 1.82" | | | | |
| sofTap Wi-Fi Ready Switch | ASTPRF2W2 | | 2.66" x 1.77" x 1.63" | AGFTR202M4 | 3.00" x 1.76" x 1.82" | |
| | ASTPRF2M2 | Tamper-Resistant GFCI, Plus-Size | | AGFTR153W4 | | |
| | ASTPRFR2W2 | | | AGFTR153M4 | | |
| ASTPRFR2M2 | AGFTR153G4 | | | | | |
| sofTap Wi-Fi Ready Switch | ASTP155RMW1 | 2.66" x 1.77" x 1.63" | Energy-Saving ON/OFF Outlet | ARPS152W4 | 2.66" x 1.77" x 1.73" | |
| | ASTP155RMM1 | | | ARPS152M4 | | |
| | ASTPRRW1 | | | ARPS152G4 | | |
| sofTap Wi-Fi Ready Dimmer | ADTP700MMUW2 | 4.20" x 1.77" x 1.79" | Wi-Fi Ready Outlet | ARPS15RF2W4 | 2.66" x 1.76" x 1.82" | |
| | ADTP700MMUM2 | | | ARPS15RF2M4 | | |
| | ADTP700MMHW2 | ARPS15RF2G4 | | | | |
| | ADTP700MMHM2 | 4.20" x 1.77" x 1.79" | USB Outlet, Half-Size | ARUSBW4 | 1.77" X 0.89" x 1.81" | |
| | ADTPMRUW2 | | | | | |
| ADTPMRUM2 | | | | | | |
| sofTap Wi-Fi Ready Dimmer | ADTP700RMHW1 | 4.20" x 1.77" x 1.79" | USB Outlet, Half-Size | ARUSBW4 | 1.77" X 0.89" x 1.81" | |
| | ADTP700RMHM1 | | | | | |
| | ADTP700RMUW1 | | | | | |
| | ADTP700RMUM1 | | | | | |
| | ADTPRRW1 | | | | | |
| | ADTPRRM1 | | | | | |
| ASTP1532G4 | | | | | | |

NUMERICAL

| | | | | | |
|----------------|--------|------------------|--------|-----------------------|------------|
| 8851 | 69 | 1597TRUSBAADB | 74 | AANLM14 | 24 |
| 885TR | 69 | 1597TRUSBAAG | 74 | AANLM24 | 11, 24 |
| 885TRBK | 69 | 1597TRUSBAAGRY | 74 | AARNL2 | 11, 24 |
| 885TRBCC12 | 69 | 1597TRUSBAAI | 74 | AC1PFM1 | 28 |
| 885TRGCC12 | 69 | 1597TRUSBAALA | 74 | AC1PFW1 | 28 |
| 885TRGRY | 69 | 1597TRUSBAANI | 74 | AC2PFM1 | 28 |
| 885TRI | 69 | 1597TRUSBAAW | 74 | AC2PFW1 | 28 |
| 885TRLA | 69 | 1597TRUSBAC | 74 | AC4PFM1 | 28 |
| 885TRNICC12 | 69 | 1597TRUSBACBK | 74 | AC4PFW1 | 28 |
| 885TRW | 56, 69 | 1597TRUSBACDB | 74 | AC5ERJ45CM1 | 29 |
| 885TRWRI | 69 | 1597TRUSBACG | 74 | AC5ERJ45CW1 | 29 |
| 885TRWRLA | 69 | 1597TRUSBACG | 74 | AC5ERJ45M1 | 29 |
| 885TRWRW | 57, 69 | 1597TRUSBACGRY | 74 | AC5ERJ45W1 | 29 |
| 1597 | 70 | 1597TRUSBACI | 74 | AC6RJ45M1 | 29 |
| 1597BK | 70 | 1597TRUSBACLA | 74 | AC6RJ45W1 | 29 |
| 1597GRY | 24 | 1597TRUSBACNI | 74 | ACABPM1 | 29 |
| 1597I | 70 | 1597TRUSBACW | 56, 74 | ACABPW1 | 29 |
| 1597LA | 70 | 1597TRUSBCC | 74 | ACBLKM4 | 29 |
| 1597NLTRABCC4 | 70 | 1597TRUSBCCBK | 74 | ACBLKW4 | 29 |
| 1597NLTRBCC4 | 70 | 1597TRUSBCCDB | 74 | ACBRSTPM1 | 28 |
| 1597NLTRBKCC4 | 70 | 1597TRUSBCCG | 74 | ACBRSTPW1 | 28 |
| 1597NLTRDBCC4 | 70 | 1597TRUSBCCGRY | 74 | ACHDMIM1 | 29 |
| 1597NLTRRI | 70 | 1597TRUSBCCI | 74 | ACHDMIW1 | 29 |
| 1597NLTRICC4 | 70 | 1597TRUSBCCLA | 74 | ACNRFCM1 | 29 |
| 1597NLTRLA | 70 | 1597TRUSBCCNI | 74 | ACNRFCW1 | 29 |
| 1597NLTRLACC4 | 70 | 1597TRUSBCCW | 74 | ACNRFCW1 | 29 |
| 1597NLTRNICC4 | 70 | 1597TRWRUSBACBK | 74 | ACPRCAFM1 | 29 |
| 1597NLTRRW | 70 | 1597TRWRUSBACGRY | 74 | ACPRCAFW1 | 29 |
| 1597NLTRWCC4 | 70 | 1597TRWRUSBACI | 74 | ACRGRCAFM1 | 29 |
| 1597NTLW | 61, 70 | 1597TRWRUSBACLA | 74 | ACRGRCAFW1 | 29 |
| 1597SWTTRBCC4 | 70 | 1597TRWRUSBACW | 74 | ACRJ25M1 | 29 |
| 1597SWTTRIC4 | 70 | 1597TRWRUSBCCBK | 74 | ACRJ25W1 | 29 |
| 1597SWTTRLACC4 | 70 | 1597TRWRUSBCCG | 74 | ACSSIM1 | 29 |
| 1597SWTTRWCC4 | 70 | 1597TRWRUSBCCI | 74 | ACSSIW1 | 29 |
| 1597TR | 70 | 1597TRWRUSBCLLA | 74 | ACYRCAFM1 | 29 |
| 1597TRA | 70 | 1597TRWRUSBACW | 74 | ACYRCAFW1 | 29 |
| 1597TRABK | 70 | 2097NLTRGRY | 70 | AD1-RU-M | 23 |
| 1597TRAI | 70 | 2097NLTRI | 70 | AD1-RU-W | 23 |
| 1597TRALA | 70 | 2097NLTRLA | 70 | AD2-2UR-M | 23 |
| 1597TRAW | 70 | 2097NLTRW | 70 | AD2-2UR-W | 23 |
| 1597TRBK | 70 | 2097TR | 70 | AD2-Z-M | 23 |
| 1597TRDBCC4 | 70 | 2097TRBK | 24 | AD2-Z-W | 23 |
| 1597TRGCC4 | 70 | 2097TRDB | 70 | AD3-R2UR-M | 23 |
| 1597TRGRY | 70 | 2097TRG | 70 | AD3-R2UR-W | 23 |
| 1597TRI | 70 | 2097TRGRY | 70 | AD3-ZR-W | 23 |
| 1597TRLA | 70 | 2097TRI | 70 | ADPD4FBL3P2G4 | 16 |
| 1597TRNICC4 | 70 | 2097TRLA | 70 | ADPD4FBL3P2G4 (0-10V) | 16 |
| 1597TRW | 56, 70 | 2097TRNI | 70 | ADPD4FBL3P2M4 | 16 |
| 1597TRWR | 70 | 2097TRW | 70 | ADPD4FBL3P2M4 (0-10V) | 16 |
| 1597TRWRBK | 70 | | | ADPD4FBL3P2W4 | 16 |
| 1597TRWRGRY | 70 | | | ADPD4FBL3P2W4 (0-10V) | 16 |
| 1597TRWRI | 70 | | | ADPD453LG2 | 16 |
| 1597TRWRLA | 70 | | | ADPD453LM2 | 16, 47, 49 |
| 1597TRWRW | 70 | | | ADPD453LW2 | 16 |
| 1597TW | 70 | | | ADPD703HG4 | 16 |
| 1597TRUSBAA | 74 | | | ADPD703HM4 | 16 |
| 1597TRUSBAABK | 74 | | | ADPD703HW4 | 16 |
| | | | | ADPD1103HM2 | 16 |
| | | | | ADPD1103HW4 | 16 |
| | | | | | |

A

| | | | | | | | | | | | |
|---------------------------|-------|--------------------|--------|----------------------|--------|-------------------|-------|------------------|----|-----------------|----|
| ADSM703HG2..... | 19 | AFGF202TRBK..... | 71 | ARCD152W10..... | 20 | ASPD1531G4..... | 16 | AWC1G3SN4..... | 37 | AWM1G3SP4..... | 35 |
| ADSM703HM2..... | 19 | AFGF202TRGRY..... | 71 | ARCD202M10..... | 20 | ASPD1531G277..... | 16 | AWC2GBBN4..... | 37 | AWM1G3TL4..... | 35 |
| ADSM703HW2..... | 19 | AFGF202TRI..... | 71 | ARCD202W10..... | 20 | ASPD1531M4..... | 16 | AWC2GBLN4..... | 37 | AWM1G3W4..... | 35 |
| ADTH4FBL3PG4..... | 18 | AFGF202TRLA..... | 71 | ARCH152G10..... | 20 | ASPD1531M277..... | 16 | AWC2GBS4..... | 37 | AWM2GBLS4..... | 35 |
| ADTH4FBL3PG4 (0-10V)..... | 18 | AFGF202TRW..... | 71 | ARCH152M10..... | 20 | ASPD1531W4..... | 16 | AWC2GBSB4..... | 37 | AWM2GCU4..... | 35 |
| ADTH4FBL3PM4..... | 18 | AGFTR2152G4..... | 20 | ARCH152W10..... | 20 | ASPD1531W277..... | 16 | AWC2GCOF4..... | 37 | AWM2GHFBR1..... | 37 |
| ADTH4FBL3PW4..... | 18 | AGFTR2152M4..... | 20 | ARPS152G4..... | 20 | ASPD1532G4..... | 16 | AWC2GMAC4..... | 37 | AWM2GHFFE1..... | 37 |
| ADTH703TUG4..... | 18 | AGFTR2152W4..... | 10, 20 | ARPS152M4..... | 20 | ASPD1532G277..... | 16 | AWC2GOB4..... | 37 | AWM2GM4..... | 35 |
| ADTH703TUM4..... | 18 | AGFTR2153G4..... | 20 | ARPS152W4..... | 10, 20 | ASPD1532M4..... | 16 | AWC2GSBL4..... | 37 | AWM2GMA4..... | 35 |
| ADTH703TUW4..... | 18 | AGFTR2153M4..... | 20 | ARPTR151GG2..... | 22 | ASPD1532M277..... | 16 | AWC2GSN4..... | 37 | AWM2GMB4..... | 35 |
| ADTP4FBL3PG4..... | 18 | AGFTR2153W4..... | 20 | ARPTR151GM2..... | 22 | ASPD1532W4..... | 8, 16 | AWC3GBBN4..... | 37 | AWM2GMR4..... | 35 |
| ADTP4FBL3PM4..... | 18 | AGFTR2202G4..... | 20 | ARPTR151GW2..... | 11, 22 | ASPD1532W277..... | 16 | AWC3GBLN4..... | 37 | AWM2GMS4..... | 35 |
| ADTP4FBL3PW4..... | 18 | AGFTR2202M4..... | 20 | ARPTR152GG2..... | 22 | ASPD1542G277..... | 16 | AWC3GBS4..... | 37 | AWM2GMW4..... | 35 |
| ADTP703HM2..... | 18 | AGFTR2202W4..... | 20 | ARPTR152GM2..... | 22 | ASPD1542M277..... | 16 | AWC3GBSB4..... | 37 | AWM2GMWW4..... | 35 |
| ADTP703HW2..... | 8, 18 | ALEXTLEDTM4..... | 50 | ARPTR152GW2..... | 22 | ASPD1542W277..... | 16 | AWC3GCOF4..... | 37 | AWM2GRG4..... | 35 |
| ADTP703TUG4..... | 18 | ALLNLEDTM4..... | 50 | ARPTR201GG2..... | 22 | ASPD2032G4..... | 16 | AWC3GMAC4..... | 37 | AWM2GSL4..... | 35 |
| ADTP703TUM4..... | 18 | ALSJC8M4..... | 50 | ARPTR201GM2..... | 22 | ASPD2032M4..... | 16 | AWC3GOB4..... | 37 | AWM2GSP4..... | 35 |
| ADTP703TUW4..... | 9, 18 | ALSJC8TM4..... | 50 | ARPTR201GW2..... | 22 | ASPD2032W4..... | 16 | AWC3GSBL4..... | 37 | AWM2GTL4..... | 35 |
| ADTP1103HM4..... | 18 | ALSJDR30TM1..... | 50 | ARTR152G4..... | 20 | ASPD2042G4..... | 16 | AWC3GSN4..... | 37 | AWM2GW4..... | 35 |
| ADTP1103HW4..... | 18 | ALSJDR30W1..... | 50 | ARTR152M4..... | 20 | ASPD2042M4..... | 16 | AWC4GBBN4..... | 37 | AWM3GBLS4..... | 35 |
| ADWR703HM4..... | 17 | ALSJDR60TM1..... | 50 | ARTR152W4..... | 10, 20 | ASPD2042W4..... | 16 | AWC4GBLN4..... | 37 | AWM3GCU4..... | 35 |
| ADWR703HW4..... | 17 | ALSJDR60W1..... | 50 | ARTR153G4..... | 20 | ASPU1532M4..... | 17 | AWC4GBS4..... | 37 | AWM3GHFBR1..... | 37 |
| ADWR703TUG4..... | 17 | ALSJJC8W4..... | 50 | ARTR153M4..... | 20 | ASPU1532W4..... | 17 | AWC4GBSB4..... | 37 | AWM3GHFFE1..... | 37 |
| ADWR703TUM4..... | 17 | ALSJJC14TM4..... | 50 | ARTR153W4..... | 20 | ASTH1532G2..... | 18 | AWC4GCOF4..... | 37 | AWM3GM4..... | 35 |
| ADWR703TUW4..... | 17 | ALSJJC14W4..... | 50 | ARTR202G4..... | 22 | ASTH1532M2..... | 18 | AWC4GMAC4..... | 37 | AWM3GMA4..... | 35 |
| ADWR1103HM4..... | 17 | ALSILLED6TM4..... | 50 | ARTR202M4..... | 20 | ASTH1532W2..... | 9, 18 | AWC4GOB4..... | 37 | AWM3GMB4..... | 35 |
| ADWR1103HW4..... | 17 | ALSILLED6W4..... | 50 | ARTR202W4..... | 20 | ASTM2G2..... | 19 | AWC4GSBL4..... | 37 | AWM3GMR4..... | 37 |
| AF1G..... | 41 | ALSILLED12TM4..... | 50 | ARTRUSB153G4..... | 21 | ASTM2M2..... | 19 | AWC4GSN4..... | 37 | AWM3GMS4..... | 35 |
| AF2G..... | 41 | ALSILLED12W4..... | 50 | ARTRUSB153M4..... | 21 | ASTM2W2..... | 19 | AWM1G2BLS4..... | 35 | AWM3GMW4..... | 35 |
| AF3G..... | 41 | ALS LPC36TM4..... | 50 | ARTRUSB153M4WP..... | 21 | ASTP1532G4..... | 18 | AWM1G2CU4..... | 35 | AWM3GMWW4..... | 35 |
| AF4G..... | 41 | ALS LPC36W4..... | 50 | ARTRUSB153W4..... | 12, 21 | ASTP1532M4..... | 18 | AWM1G2HFBR4..... | 37 | AWM3GRG4..... | 35 |
| AF5G..... | 41 | ALS LTTM4..... | 50 | ARTRUSB156ACM4..... | 21 | ASTP1532W4..... | 18 | AWM1G2HFBS4..... | 37 | AWM3GSL4..... | 35 |
| AF6G..... | 41 | ALS LTM4..... | 50 | ARTRUSB156ACW4..... | 12, 21 | ASVS12G4..... | 19 | AWM1G2HFFE4..... | 37 | AWM3GSP4..... | 35 |
| AF152TR..... | 71 | APCB1TM4..... | 49 | ARTRUSB156ACG4..... | 21 | ASVS12M4..... | 19 | AWM1G2MA..... | 35 | AWM3GTL4..... | 35 |
| AF152TRBK..... | 71 | APCB1W4..... | 49 | ARTRUSB15PD30G4..... | 21 | ASVS12W4..... | 19 | AWM1G2MA4..... | 35 | AWM3GW4..... | 35 |
| AF152TRGRY..... | 71 | APCB4TM1..... | 49 | ARTRUSB15PD30M4..... | 21 | ASWR1532G4..... | 17 | AWM1G2MB4..... | 35 | AWM4GBLS4..... | 35 |
| AF152TRI..... | 71 | APCB4W1..... | 49 | ARTRUSB15PD30W4..... | 12, 21 | ASWR1532M4..... | 17 | AWM1G2MR4..... | 35 | AWM4GCU4..... | 35 |
| AF152TRLA..... | 71 | APCB5TM1..... | 49 | ARTRUSB206ACM4..... | 21 | ASWR1532W4..... | 17 | AWM1G2MS4..... | 35 | AWM4GHFBR1..... | 37 |
| AF152TRW..... | 71 | APCB5W1..... | 49 | ARTRUSB206ACW4..... | 21 | ASWV1532G2..... | 17 | AWM1G2MW4..... | 35 | AWM4GHFFE1..... | 37 |
| AF202DFI..... | 71 | APCB6TM2..... | 49 | ARTRUSB206ACG4..... | 21 | ASWV1532M2..... | 17 | AWM1G2MWW4..... | 35 | AWM4GM4..... | 35 |
| AF202DFLA..... | 71 | APCB6W2..... | 49 | ARTRUSB20PD30G4..... | 21 | ASWV1532W2..... | 9, 17 | AWM1G2RG4..... | 35 | AWM4GMA4..... | 35 |
| AF202DFW..... | 71 | APCCTM4..... | 48 | ARTRUSB20PD30M4..... | 21 | AWC1G2BBN4..... | 37 | AWM1G2SL4..... | 35 | AWM4GMB4..... | 35 |
| AF202TR..... | 71 | APCCW4..... | 48 | ARTRUSB20PD30W4..... | 21 | AWC1G2BLN4..... | 37 | AWM1G2SP4..... | 35 | AWM4GMR4..... | 35 |
| AF202TRBK..... | 71 | APDWCTM1..... | 49 | ARUSB2AA6M4..... | 21 | AWC1G2BS4..... | 37 | AWM1G2TL4..... | 35 | AWM4GMS4..... | 35 |
| AF202TRGRY..... | 71 | APDWCW1..... | 49 | ARUSB2AA6W4..... | 21 | AWC1G2BSB4..... | 37 | AWM1G2W4..... | 35 | AWM4GMW4..... | 35 |
| AF202TRI..... | 71 | APME18TM2..... | 48 | ARUSB2AA6G4..... | 21 | AWC1G2COF4..... | 37 | AWM1G3BLS4..... | 35 | AWM4GMWW4..... | 35 |
| AF202TRLA..... | 71 | APME18W2..... | 48 | ARUSB2AC6M4..... | 21 | AWC1G2MAC4..... | 37 | AWM1G3CU4..... | 35 | AWM4GRG4..... | 35 |
| AF202TRW..... | 71 | APMT12TM2..... | 48 | ARUSB2AC6W4..... | 12, 21 | AWC1G2OB4..... | 37 | AWM1G3HFBR1..... | 37 | AWM4GSL4..... | 35 |
| AFGF152TR..... | 71 | APMT12W2..... | 48 | ARUSB2AC6G4..... | 21 | AWC1G2SBL4..... | 37 | AWM1G3HFFE1..... | 37 | AWM4GSP4..... | 35 |
| AFGF152TRBK..... | 71 | APMT18TM4..... | 48 | ARUSBG4..... | 21 | AWC1G2SN4..... | 37 | AWM1G3M4..... | 35 | AWM4GTL4..... | 35 |
| AFGF152TRGRY..... | 71 | APMT18W4..... | 48 | ARUSBM4..... | 21 | AWC1G3BBN4..... | 37 | AWM1G3MA4..... | 35 | AWM4GW4..... | 35 |
| AFGF152TRI..... | 71 | APMT27TM2..... | 48 | ARUSBW4..... | 12, 21 | AWC1G3BLN4..... | 37 | AWM1G3MB4..... | 35 | AWP1G2BL6..... | 39 |
| AFGF152TRLA..... | 71 | APMT27W2..... | 48 | ARUSB30PDG4..... | 21 | AWC1G3BS4..... | 37 | AWM1G3MR4..... | 35 | AWP1G2BN4..... | 39 |
| AFGF152TRW..... | 71 | APMTPROT1..... | 48 | ARUSB30PDM4..... | 21 | AWC1G3BSB4..... | 37 | AWM1G3MS4..... | 35 | AWP1G2BR6..... | 39 |
| AFGF202DFI..... | 71 | APST9TM1..... | 48 | ARUSB30PDW4..... | 21 | AWC1G3COF4..... | 37 | AWM1G3MW4..... | 35 | AWP1G2CA4..... | 39 |
| AFGF202DFLA..... | 71 | APST9W1..... | 48 | ASOS32G4..... | 19 | AWC1G3MAC4..... | 37 | AWM1G3MWW4..... | 35 | AWP1G2GG4..... | 39 |
| AFGF202DFW..... | 71 | ARCD152G10..... | 20 | ASOS32M4..... | 19 | AWC1G3OB4..... | 37 | AWM1G3RG4..... | 35 | AWP1G2GR6..... | 39 |
| AFGF202TR..... | 71 | ARCD152M10..... | 20 | ASOS32W4..... | 19 | AWC1G3SBL4..... | 37 | AWM1G3SL4..... | 35 | AWP1G2GS4..... | 39 |

| | | | | | | | | | | | |
|------------------|----|----------------|----|----------------------|--------|---------------------|--------|----------------------|--------|--------------------------|--------|
| AWP1G2HB4 | 39 | AWP4GGG4..... | 39 | HMKITNI | 65 | R26USBCCI | 72 | RHKITBK | 65 | RWP265BK | 79 |
| AWP1G2LA6 | 39 | AWP4GGR4..... | 39 | HMKITW | 65 | R26USBCCLA..... | 72 | RHKITDB..... | 65 | RWP265DB..... | 79 |
| AWP1G2MG6 | 39 | AWP4GGS4 | 39 | HMRKIT | 65 | R26USBCCNICC6..... | 72 | RHKITGRY..... | 65 | RWP265GRY..... | 79 |
| AWP1G2NK4 | 39 | AWP4GHB4..... | 39 | HMRKITBK..... | 65 | R26USBCCW | 72 | RHKITI..... | 65 | RWP265I..... | 79 |
| AWP1G2PW4 | 39 | AWP4GLA4..... | 39 | HMRKITDB..... | 65 | R26USBPD..... | 73 | RHKITLA..... | 65 | RWP265LA..... | 79 |
| AWP1G2TM6 | 39 | AWP4GMG4..... | 39 | HMRKITGRY..... | 65 | R26USBPDBK..... | 73 | RHKITNI..... | 65 | RWP265NI..... | 79 |
| AWP1G2WH6 | 39 | AWP4GNK4..... | 39 | HMRKITI..... | 65 | R26USBPDDCC6..... | 73 | RHKITW..... | 65 | RWP265W..... | 79 |
| AWP1G2WHW10..... | 39 | AWP4GPW4..... | 39 | HMRKITLA..... | 65 | R26USBPDGCC6..... | 73 | RHLV703PTC..... | 65 | RWP266..... | 79 |
| AWP1G3BL4 | 39 | AWP4GTM4..... | 39 | HMRKITNI..... | 65 | R26USBPDGGRY..... | 73 | RHLV703PW..... | 65 | RWP266BK..... | 79 |
| AWP1G3BN4 | 39 | AWP4GWH4..... | 39 | HMRKITW | 65 | R26USBPDI..... | 73 | RHLV1103PTC..... | 64 | RWP266DB..... | 79 |
| AWP1G3BR4..... | 39 | AWP4GWHW4..... | 39 | HMRRTC | 65 | R26USBDLA..... | 73 | RHLV1103PW..... | 64 | RWP266GRY..... | 79 |
| AWP1G3CA4..... | 39 | AWP5GBL1..... | 39 | HMRW | 65 | R26USBDNICC6..... | 73 | RRW600UBCCCV4..... | 68 | RWP266I..... | 79 |
| AWP1G3GG4..... | 39 | AWP5GBN1..... | 39 | | | R26USBPDW | 58, 73 | RRW600UTC..... | 68 | RWP266LA..... | 79 |
| AWP1G3GR4..... | 39 | AWP5GBR1..... | 39 | N | | RCD11..... | 67 | RRW600VTC..... | 68 | RWP266NI..... | 79 |
| AWP1G3GS4..... | 39 | AWP5GCA1..... | 39 | NTL873BKCC6..... | 75 | RCD11BKCC6..... | 67 | RT2BK..... | 68 | RWP266W..... | 79 |
| AWP1G3HB4..... | 39 | AWP5GGG1..... | 39 | NTL873ICC6..... | 75 | RCD11GRY..... | 67 | RT2DBCCV4..... | 68 | | |
| AWP1G3LA4..... | 39 | AWP5GGR1..... | 39 | NTL873LACC6..... | 75 | RCD11I..... | 67 | RT2GCCV4..... | 68 | | |
| AWP1G3MG4..... | 39 | AWP5GGS1..... | 39 | NTL873NICC6..... | 75 | RCD11LA..... | 67 | RT2I..... | 68 | TM8USB4BKCC6 | 72 |
| AWP1G3NK4 | 39 | AWP5GHB1..... | 39 | NTL873WCC6..... | 75 | RCD11W | 67 | RT2LA..... | 68 | TM8USB4ICC6..... | 72 |
| AWP1G3PW4..... | 39 | AWP5GMG1..... | 39 | NTL885TRBKCC6..... | 75 | RCD33BK..... | 67 | RT2NICCV4..... | 68 | TM8USB4LACC6..... | 72 |
| AWP1G3TM4..... | 39 | AWP5GNK1..... | 39 | NTL885TRICC6..... | 75 | RCD33GRY..... | 67 | RT2W..... | 68 | TM8USB4NICC6..... | 72 |
| AWP1G3WH4..... | 39 | AWP5GPW1..... | 39 | NTL885TRLACC6..... | 75 | RCD33I..... | 67 | RWC826USBBKCCV2..... | 72 | TM8USB4WCC6..... | 59, 72 |
| AWP1G3WHW4..... | 39 | AWP5GTM1..... | 39 | NTL885TRNICC6..... | 75 | RCD33LA..... | 67 | RWC826USBICCV2..... | 72 | TM826USBBK..... | 72 |
| AWP2GBL4..... | 39 | AWP5GWH1..... | 39 | NTL885TRW..... | 61, 75 | RCD33W..... | 67 | RWC826USBLACCV2..... | 72 | TM826USBBKCC6..... | 72 |
| AWP2GBN4..... | 39 | AWP5GWHW1..... | 39 | NTL885TRWCC6..... | 75 | RCD38GRY..... | 67 | RWC826USBWCCV2..... | 58, 72 | TM826USDBCCV4..... | 72 |
| AWP2GBR4..... | 39 | AWP6GBL1..... | 39 | NTLFULLTC..... | 75 | RCD38TRBK..... | 67 | RWP26..... | 79 | TM826USBGCCV4..... | 72 |
| AWP2GCA4..... | 39 | AWP6GBN1..... | 39 | NTLFULLTCC6..... | 75 | RCD38TRI..... | 67 | RWP26BK..... | 79 | TM826USBI..... | 72 |
| AWP2GGG4..... | 39 | AWP6GBR1..... | 39 | NTLFULLW..... | 60, 75 | RCD38TRLA..... | 67 | RWP26DBCC6..... | 79 | TM826USBICC6..... | 72 |
| AWP2GGR4..... | 39 | AWP6GCA1..... | 39 | NTLFULLWCC6..... | 75 | RCD38TRW..... | 57, 67 | RWP26GRY..... | 79 | TM826USBLA..... | 72 |
| AWP2GGS4..... | 39 | AWP6GGG1..... | 39 | NTLHORZTCC6..... | 75 | RCD113..... | 67 | RWP26I..... | 79 | TM826USBLACC6..... | 72 |
| AWP2GHB4..... | 39 | AWP6GGR1..... | 39 | NTLHORZWCC6..... | 75 | RCD113BK..... | 67 | RWP26LA..... | 79 | TM826USBNICC6..... | 72 |
| AWP2GLA4..... | 39 | AWP6GGS1..... | 39 | | | RCD113GRY..... | 67 | RWP26NI..... | 79 | TM826USBW..... | 72 |
| AWP2GMG4..... | 39 | AWP6GHB1..... | 39 | R | | RCD113I..... | 67 | RWP26W..... | 79 | TM826USBWCC6..... | 72 |
| AWP2GNK4..... | 39 | AWP6GMB1..... | 39 | R26USBAC6BK..... | 73 | RCD113LA..... | 67 | RWP262..... | 79 | TM870..... | 66 |
| AWP2GPW4..... | 39 | AWP6GNK1..... | 39 | R26USBAC6DBCCV4..... | 73 | RCD113W..... | 55, 67 | RWP262BK..... | 79 | TM870BK..... | 66 |
| AWP2GTM4..... | 39 | AWP6GPW1..... | 39 | R26USBAC6G..... | 73 | RCDLM..... | 67 | RWP262DBCC6..... | 79 | TM870BCC10..... | 66 |
| AWP2GWH4..... | 39 | AWP6GTM1..... | 39 | R26USBAC6I..... | 73 | RH4FBL3PTC..... | 64 | RWP262GRY..... | 79 | TM870DBCC10..... | 66 |
| AWP2GWHW10..... | 39 | AWP6GWH1..... | 39 | R26USBAC6LA..... | 73 | RH4FBL3PW..... | 64 | RWP262I..... | 79 | TM870GCC10..... | 66 |
| AWP3GBL4..... | 39 | AWP6GWHW1..... | 39 | R26USBAC6LA..... | 73 | RH703PDBCCV4..... | 64 | RWP262LA..... | 79 | TM870GRY..... | 66 |
| AWP3GBN4..... | 39 | | | R26USBAC6NICCV4..... | 73 | RH703PNICCV4..... | 64 | RWP262NI..... | 79 | TM870I..... | 66 |
| AWP3GBR4..... | 39 | | | R26USBAC6W..... | 59, 73 | RH703PTC..... | 64 | RWP262W..... | 79 | TM870ISL..... | 66 |
| AWP3GCA4..... | 39 | | | R26USBACBK..... | 72 | RH703PTUTC..... | 64 | RWP2623..... | 79 | TM870ISL (lighted)..... | 66 |
| AWP3GGG4..... | 39 | | | R26USBACDBCCV4..... | 72 | RH703PTUW..... | 54, 64 | RWP263BK..... | 79 | TM870LA..... | 66 |
| AWP3GGR4..... | 39 | | | R26USBACG..... | 72 | RH703PW..... | 64 | RWP263DBCC6..... | 79 | TM870LASL..... | 66 |
| AWP3GGS4..... | 39 | | | R26USBACI..... | 72 | RH1103PTC..... | 64 | RWP263GRY..... | 79 | TM870LASL (lighted)..... | 66 |
| AWP3GHB4..... | 39 | | | R26USBACLA..... | 72 | RH1103PW..... | 64 | RWP263I..... | 79 | TM870NICC10..... | 66 |
| AWP3GLA4..... | 39 | | | R26USBACNICC6..... | 72 | RHCL453PDBCCV4..... | 64 | RWP263LA..... | 79 | TM870W..... | 66 |
| AWP3GMG4..... | 39 | | | R26USBACW..... | 72 | RHCL453PGCCV4..... | 64 | RWP263NI..... | 79 | TM870WSL..... | 55, 66 |
| AWP3GNK4..... | 39 | | | R26USBC6DBCCV4..... | 73 | RHCL453PNICCV4..... | 64 | RWP263W..... | 79 | TM870WSL (lighted)..... | 66 |
| AWP3GPW4..... | 39 | | | R26USBC6BK..... | 73 | RHCL453PTC..... | 64 | RWP264..... | 79 | TM873..... | 66 |
| AWP3GTM4..... | 39 | | | R26USBC6G..... | 73 | RHCL453PW..... | 64 | RWP264BK..... | 79 | TM873BK..... | 66 |
| AWP3GWH4..... | 39 | | | R26USBC6I..... | 73 | RHDH163PBCCV4..... | 66 | RWP264DB..... | 79 | TM873DBCC10..... | 66 |
| AWP3GWHW4..... | 39 | | | R26USBC6LA..... | 73 | RHDH163PGCCV4..... | 66 | RWP264GRY..... | 79 | TM873GCC10..... | 66 |
| AWP4GBL4..... | 39 | | | R26USBC6NICCV4..... | 73 | RHDH163PTC..... | 66 | RWP264I..... | 79 | TM873GRY..... | 66 |
| AWP4GBN4..... | 39 | | | R26USBC6W..... | 73 | RHFB83PTC..... | 65 | RWP264LA..... | 79 | TM873I..... | 66 |
| AWP4GBR4..... | 39 | | | R26USBCCBK..... | 72 | RHFB83PW..... | 65 | RWP264NI..... | 79 | TM873ISL..... | 66 |
| AWP4GCA4..... | 39 | | | R26USBCCBCCV4..... | 72 | RHKIT..... | 65 | RWP264W..... | 79 | TM873ISL (lighted)..... | 66 |
| | | | | R26USBCCG..... | 72 | | | | | TM873LA..... | 66 |
| | | | | | | | | | | TM873LASL..... | 66 |

TM873LASL (lighted) 66
 TM873NICC10 66
 TM873W 66
 TM873WSL 66
 TM873WSL (lighted) 66
 TM874 66
 TM874BK 66
 TM874DBCC6 66
 TM874GCC6 66
 TM874I 66
 TM874ISL 66
 TM874ISL (lighted) 66
 TM874LA 66
 TM874LASL 66
 TM874LASL (lighted) 66
 TM874NICC6 66
 TM874W 66
 TM874WSL 66
 TM874WSL (lighted) 66
 TR20USBPD 73
 TR20USBPDBK 73
 TR20USBPDDBCC6 73
 TR20USBPDGCC6 73
 TR20USBPDGRY 73
 TR20USBPDI 73
 TR20USBPDLA 73
 TR20USBPDNICC6 73
 TR20USBPDW 73
 TR26352R 69
 TR26352RBK 69
 TR26352RDBCC6 69
 TR26352RGCC6 69
 TR26352RGRY 69
 TR26352RI 69
 TR26352RLA 69
 TR26352RNICC6 69
 TR26352RW 69

W

WNAH1G1 26
 WNAH1M1 26
 WNAH1W1 14, 26
 WNAH2G1 26
 WNAH2M1 26
 WNAH2W1 26
 WNAH10KITG1 27
 WNAH10KITM1 27
 WNAH10KITW1 27
 WNAH15KITG1 27
 WNAH15KITM1 27
 WNAH15KITW1 27
 WNAL10G1 26
 WNAL10M1 26
 WNAL10W1 14, 26
 WNAL23G1 26
 WNAL23M1 26
 WNAL23W1 15, 26
 WNAL33G1 25

WNAL33M1 25
 WNAL33W1 15, 25
 WNAL43G1 27
 WNAL43M1 27
 WNAL43W1 27
 WNAL50G1 26
 WNAL50M1 26
 WNAL50W1 14, 26
 WNAL63G1 26
 WNAL63M1 26
 WNAL63W1 26
 WNAR153G1 27
 WNAR153M1 27
 WNAR153W1 15, 27
 WNAR203G1 27
 WNAR203M1 27
 WNAR203W1 27
 WNP10 27, 77
 WNP20 27, 77
 WNRH1LA 76
 WNRH1NI 76
 WNRH1WH 76
 WNRH2LA 76
 WNRH2NI 76
 WNRH2WH 76
 WNRH10KITLA 77
 WNRH10KITNI 77
 WNRH10KITWH 77
 WNRH15KITLA 77
 WNRH15KITNI 77
 WNRH15KITWH 77
 WNRL10LA 76
 WNRL10NI 76
 WNRL10WH 63, 76
 WNRL23LA 76
 WNRL23NI 76
 WNRL23WH 76
 WNRL33LA 77
 WNRL33NI 77
 WNRL33WH 63, 77
 WNRL43LA 77
 WNRL43NI 77
 WNRL43WH 77
 WNRL50LA 76
 WNRL50NI 76
 WNRL50WH 76
 WNRL63LA 76
 WNRL63NI 76
 WNRL63WH 76
 WNRR15LA 77
 WNRR15NI 77
 WNRR15WH 63, 77
 WNRR20LA 77
 WNRR20NI 77
 WNRR20WH 77
 WRR26USBAC6BK 73
 WRR26USBAC6I 73
 WRR26USBAC6LA 73

WRR26USBAC6W 73
 WWP10CCV2 78
 WWP20CCV2 78
 WWP30CCV2 78
 WWRL10LACCV2 78
 WWRL10NICCV2 78
 WWRL10WHCCV2 62, 78
 WWRR15LACCV2 78
 WWRR15NICCV2 78
 WWRR15WHCCV2 62, 78
 WWRL50LACCV2 78
 WWRL50NICCV2 78
 WWRL50WHCCV2 62, 78

