


General Information



LX Reflect Insulation Plate is the best solution available for heating under laminate and engineered wood flooring.

The Reflect are made up of expanded polystyrene with aluminum surface. Because it has high R-value of 1.5, insulation helps to reduce energy consumption.


The height of the reflect plate is 0.5" (12.7 mm) and groove spacing between to cable slots is 4" (101.5 mm) (center to center).

Instructions


1. Lay out the Reflect Insulation plates.



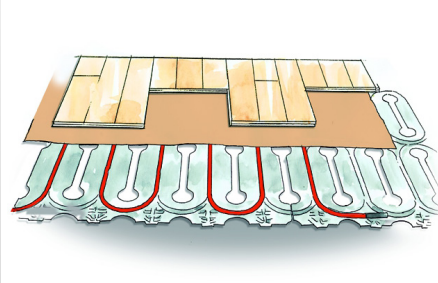
2. Clip plates together. Cut plates with jigsaw if necessary.



3. Install the heating cable in grooves and press it gently.



4. Lay underlayment padding and then the floor covering.



Ordering Information

Part No.	Description
088L1076	Reflect Insulation Plates (Box of 10 Plates, Approximately 50 Square Feet)
088L1077	Reflect Insulation Plates (Box of 4 Plates, Approximately 20 Square Feet)

Application

Product in this data sheet is for use with Danfoss LX Heating Cables.

Technical Services

For technical questions, please contact Danfoss Heating Division North America at **1-866-676-8062**. More information on Danfoss Electric Heating products is available at **www.LX.Danfoss.com**.

Danfoss can accept no responsibility for possible errors in catalogs, brochures, other printed materials, and website information. Danfoss reserves the right to alter its products without notice. This also applies to products already on order provided that such alteration can be made without subsequent changes being necessary in specifications already agreed upon. All trademarks in this material are property of the respective companies. Danfoss and Danfoss logotype are trademarks of Danfoss A/S. All rights reserved.



Danfoss
Toronto
 Toll Free: 1-866-676-8062
 Tel.: 905-285-2050
 Fax: 905-285-2055
www.LX.Danfoss.com

Danfoss LX
 BRINGING WARMTH TO LIFE