

Catalog Number
Notes
Type

FEATURES & SPECIFICATIONS

INTENDED USE — The 4" Wafer™ LED Downlight with Switchable White provides high-quality light output and efficiency featuring a switch for easy color temperature adjustment - while eliminating the need for recessed housings. The innovative, slim design allows for easy retrofit, remodel or new construction installation from below the ceiling. The Wafer LED downlight is wet location listed – making it ideal for use in a breadth of outdoor residential, hospitality, commercial and multifamily applications. The LED module maintains at least 70% light output for 50,000 hours.

CONSTRUCTION — Aluminum die cast outer frame. Durable, powder coat paint to prevent rust. FT4 plenum rated cable connector to connect from module to remote driver box. IC rated driver with convenience and value of two remote selectable color temperature options, each with a setting choice to choose either 2700K, 3000K, and 3500K or 3000K, 4000K, and 5000K using the switch. The isolated driver integrated inside steel remote box with four 7/8" knockouts with slots for pryout. Suitable for pulling wires with the 12 cubic-inch wiring compartment to accommodate up to (6) 14 gauge insulated conductors; making the Wafer LED Downlights much easier to wire in 2in/2out (plus ground) daisy-chain applications and contractor friendly.

INSTALLATION — Ideal for shallow ceiling plenum; no housing required. Steel spring clip for easy installation. 4" cut out template is provided to ensure a correct sized hole is cut into ceiling for proper installation of the trim. Size of hole should not exceed 4 1/4 inches for this product. Suitable for installation in t-grid and drop ceiling applications. 3" plenum space required for installation of the remote driver box.

OPTICS — Edge-lit LED technology uses light guided plate to distribute light. Polycarbonate lens provides even illumination throughout the space.

ELECTRICAL — Connect directly to 120V Class-2 (CAN ICES-005 (B) / NMB-005 (B)) LED driver. High efficient driver with power factor > 0.9. Ambient operating temperature: -40°F (-40°C) to +104°F (+40°C). Dimming down to 10% with most standard incandescent dimmers (see list of approved dimmers). Replaces 65W incandescent for 750 lumens..

LISTINGS — CSA certified to US and Canadian safety standards. ENERGY STAR® certified. Wet location. Air Tight certified in accordance with ASTM E283-2004. NOM Certified. Can be used to comply with California Title 24 Part 6 High Efficacy LED light Source Requirements.

WARRANTY — 5-year limited warranty. Complete warranty terms located at: www.acuitybrands.com/support/warranty/terms-and-conditions

Note: Actual performance may differ as a result of end-user environment and application. All values are design or typical values, measured under laboratory conditions at 25 °C. Specifications subject to change without notice.

Wafer LED Recessed Downlight

WF4

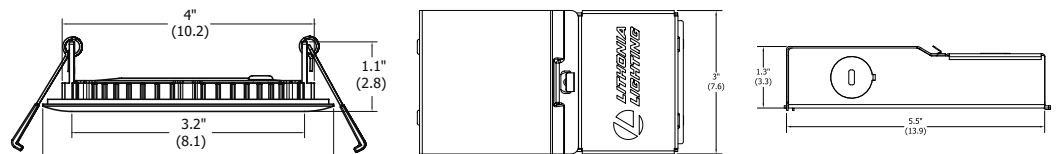
4" LED Switchable White Color Temperature

IC/Non-IC
New Construction/Remodel



Specifications

Aperture:	3.2 (8.1)
Ceiling opening:	4.2 (10.7)
Overlap trim:	4.7 (12.0)
Height:	1.1 (2.8)



All dimensions are in inches (centimeters) unless otherwise indicated.

ORDERING INFORMATION

For shortest lead times, configure product using **standard options (shown in bold)**.

Example: WF4 LED 30K40K50K 90CRI MW

WF4 Series	LED Lamp	CCT/W/Lumens ¹	CRI	Finish
WF4 4" wafer-thin LED downlight	LED LED	27K30K35K 2700K/10.5W/730L 3000K/10.5W/800L 3500K/10.5W/780L 30K40K50K 3000K/10.5W/750L 4000K/10.5W/810L 5000K/10.5W/790L	90CRI 90CRI	MW Matte White MB Matte Black BN Brush Nickel ORB Oil-Rubbed Bronze

Accessories: Order as separate catalog number.	
WF8643 Pan U	Universal new construction pan
WFJB U	Remodel joist bar
WFEXC6 SW3PIN FT4	3-Pin 6ft Cable
WFEXC10 SW3PIN FT4	3-Pin 10ft Cable
WFEXC20 SW3PIN FT4	3-Pin 20ft Cable
WF4GR MW JZ	4" round oversized trim ring



Notes

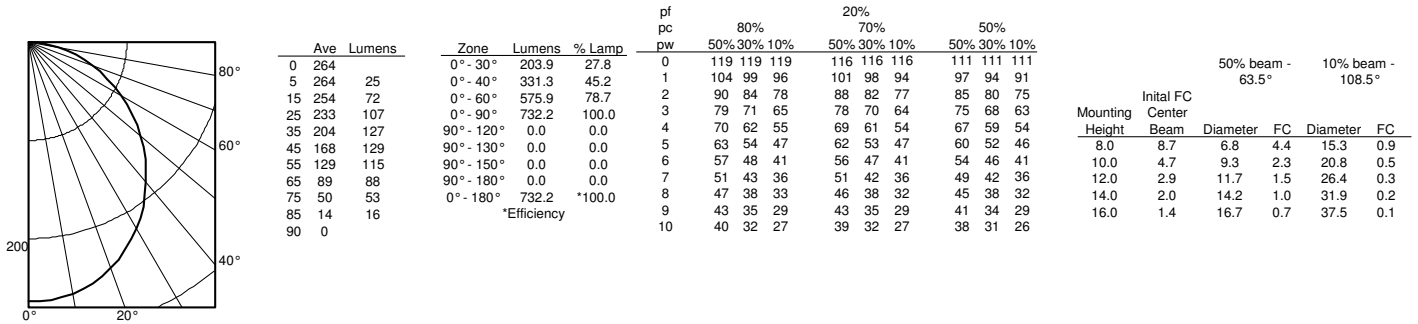
1 Total system delivered lumens.

WF4 Switchable White 4" LED Wafer Module

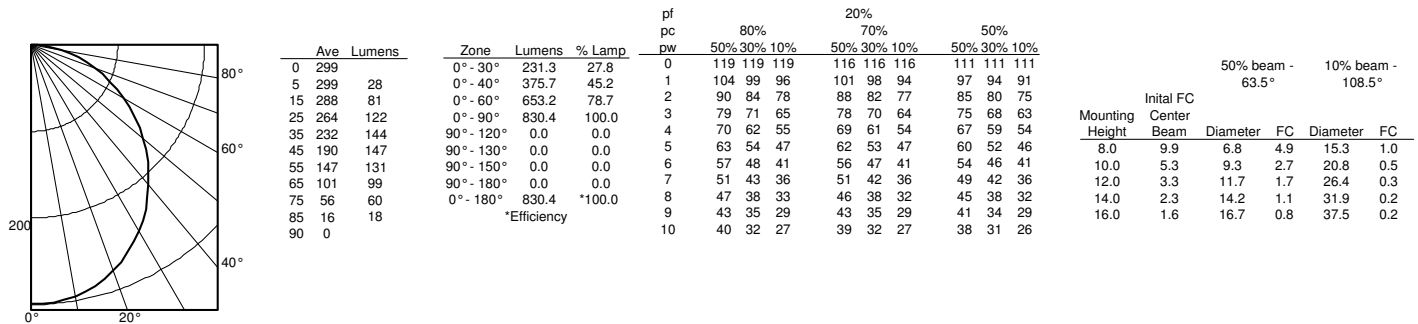
PHOTOMETRICS

Distribution Curve	Distribution Data	Output Data	Coefficient of Utilization	Illuminance Data at 30" Above Floor for a Single Luminaire
--------------------	-------------------	-------------	----------------------------	------------------------------------------------------------

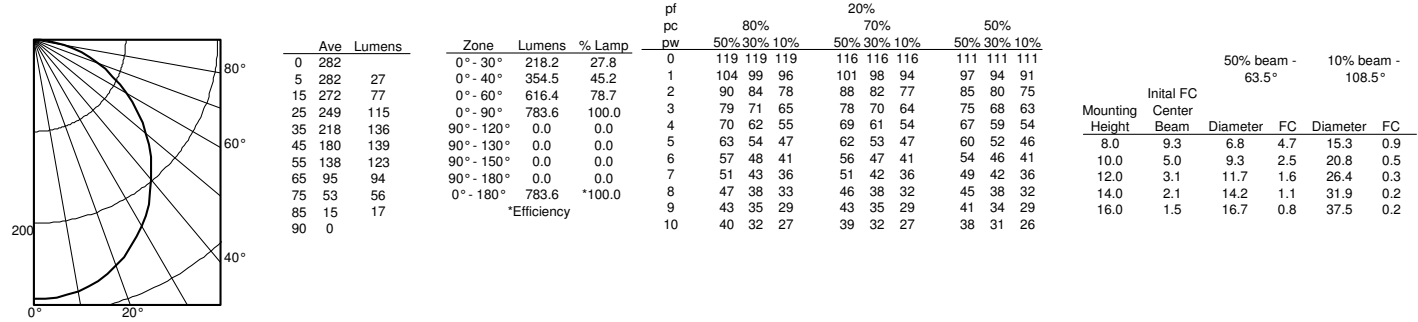
WF4 LED 27K30K35K, 2700 K LEDs, input watts: 11, delivered lumens: 732, LM/W=67, test no. ISF 36826P1



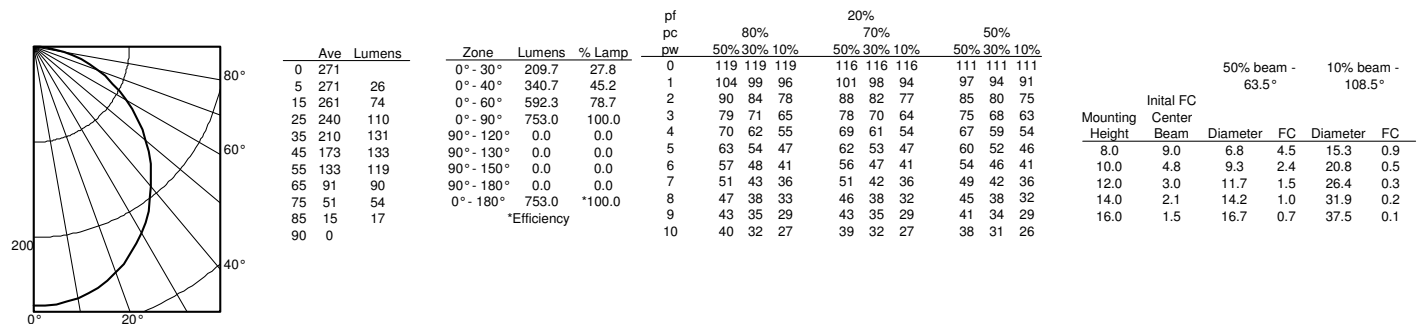
WF4 LED 27K30K35K, 3000 K LEDs, input watts: 10, delivered lumens: 830, LM/W=83, test no. ISF 36826P2



WF4 LED 27K30K35K, 3500 K LEDs, input watts: 10, delivered lumens: 784, LM/W=78, test no. ISF 36826P3



WF4 LED 30K40K50K, 3000 K LEDs, input watts: 11, delivered lumens: 753, LM/W=68, test no. ISF 36826P4

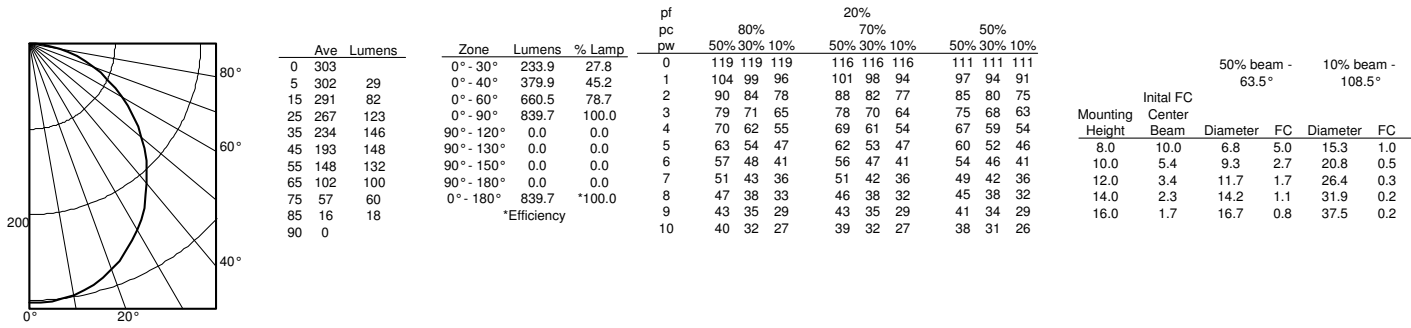


WF4 Switchable White 4" LED Wafer Module

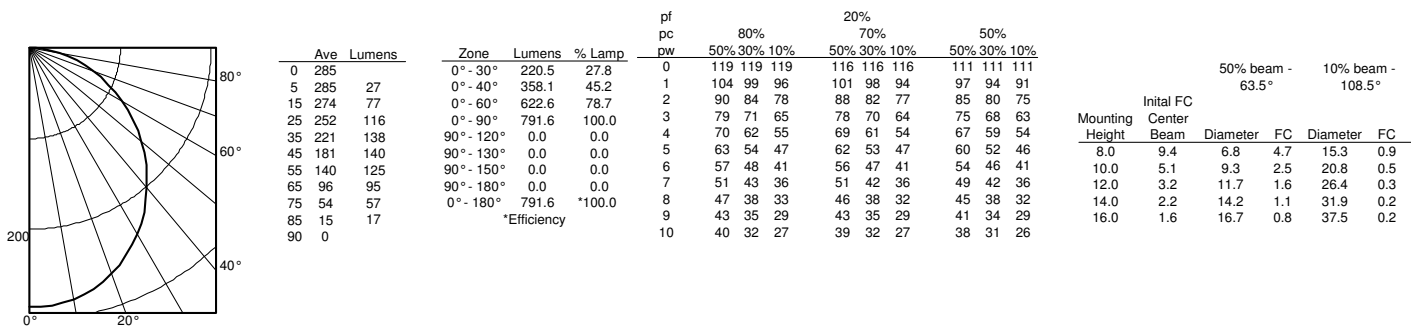
PHOTOMETRICS

Distribution Curve	Distribution Data	Output Data	Coefficient of Utilization	Illuminance Data at 30" Above Floor for a Single Luminaire
--------------------	-------------------	-------------	----------------------------	------------------------------------------------------------

WF4 LED 30K40K50K, 4000 K LEDs, input watts: 11, delivered lumens: 840, LM/W=76, test no. ISF 36826P5



WF4 LED 30K40K50K, 5000 K LEDs, input watts: 10, delivered lumens: 791, LM/W=79, test no. ISF 36826P6



ENERGY DATA

WF4 LED 27K30K35K			
Color Temperature	2700K	3000K	3500K
Lumens	730	800	780
CRI	90	90	90
Rated wattage	10.7	10.1	10.4
Lu/Watts	68.2	79.2	75.0
Min. starting temp	-40°C (-40°F)	-40°C (-40°F)	-40°C (-40°F)
EMI/RFI	FCC Title 47 CFR, Part 15, Class B	FCC Title 47 CFR, Part 15, Class B	FCC Title 47 CFR, Part 15, Class B
Sound rating	Class A Standards	Class A Standards	Class A Standards
Input voltage	120V	120V	120V
Min. power factor	0.97	0.97	0.97
Input frequency	50/60 Hz	50/60 Hz	50/60 Hz
Input power	120V	120V	120V
Input current	0.09A	0.09A	0.09A

WF4 LED 30K40K50K			
Color Temperature	3000K	4000K	5000K
Lumens	750	810	790
CRI	90	90	90
Rated wattage	10.6	10.6	10.1
Lu/Watts	70.8	76.4	78.2
Min. starting temp	-40°C (-40°F)	-40°C (-40°F)	-40°C (-40°F)
EMI/RFI	FCC Title 47 CFR, Part 15, Class B	FCC Title 47 CFR, Part 15, Class B	FCC Title 47 CFR, Part 15, Class B
Sound rating	Class A Standards	Class A Standards	Class A Standards
Input voltage	120V	120V	120V
Min. power factor	0.97	0.97	0.97
Input frequency	50/60 Hz	50/60 Hz	50/60 Hz
Input power	120V	120V	120V
Input current	0.09A	0.09A	0.09A

WF4 Switchable White 4" LED Wafer Module

LIGHTING PERFORMANCE DATA



LIGHTING PERFORMANCE DATA DONNÉES SUR LE RENDEMENT DE L'ÉCLAIRAGE

Light Appearance (CCT)
Aspect de la lumière (CCT)

2700K soft white | blanc doux

730 lumens | 70 lumens per watt

3000K warm white | blanc chaud

800 lumens | 76 lumens per watt

3500K neutral white | blanc neutre

780 lumens | 74 lumens per watt

Watts **10.5**

Color Accuracy (CRI) **90**
Précision des couleurs (CRI)



LIGHTING PERFORMANCE DATA DONNÉES SUR LE RENDEMENT DE L'ÉCLAIRAGE

Light Appearance (CCT)
Aspect de la lumière (CCT)

3000K warm white | blanc chaud

750 lumens | 71 lumens per watt

4000K cool white | blanc froid

810 lumens | 77 lumens per watt

5000K daylight | lumière du jour

790 lumens | 75 lumens per watt

Watts **10.5**

Color Accuracy (CRI) **90**
Précision des couleurs (CRI)