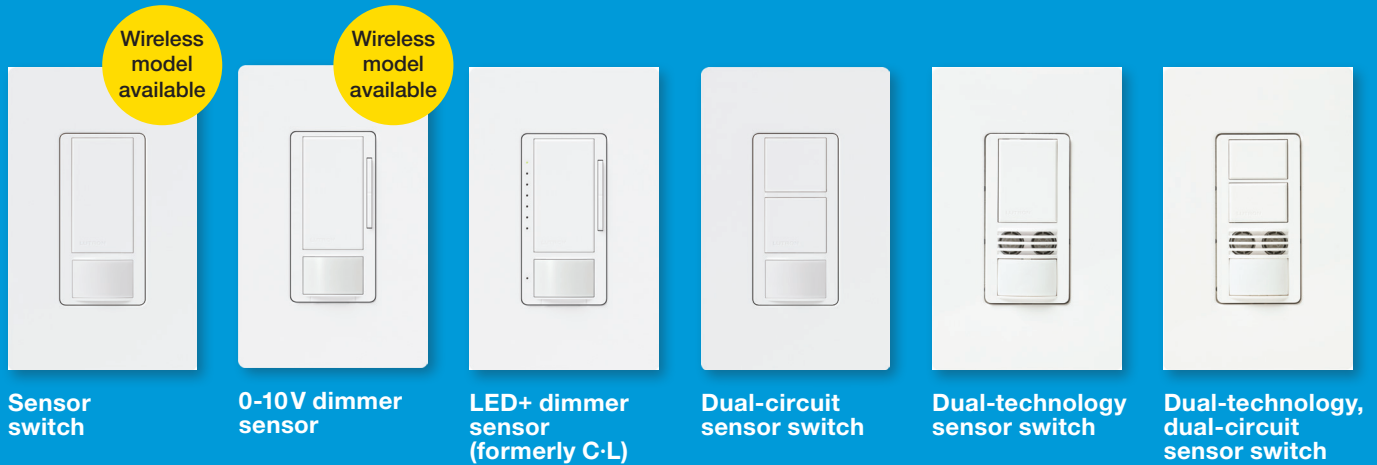


# Maestro In-Wall Sensors

Lutron quality and performance, now in a sensor.



- **XCT technology with cross-correlation – no callbacks**

- Lutron sensors won't leave you in the dark
- Superior sensitivity recognizes the difference between fine human motion and background noise
- Provides superior prevention of false-ons and false-offs

- **Durable design with clean aesthetic**

- Tamper-resistant lens
- Extended relay lifetime

- **Models for any application and all lighting loads**

- Single- and dual-circuit switches; neutral and no neutral required
- Passive infrared (PIR) and dual-technology sensing
- 0-10V dimmer for 0-10V fluorescent and LED fixtures
- LED+ dimmer for dimmable LEDs and CFLs

- **NEW Wireless models**

- Delivers the simplicity of an in-wall sensor with the added benefits of Vive
- Combines occupancy sensing, manual control, and system connectivity in one piece of hardware

**For more information:**

[lutron.com/OccVacSensors](http://lutron.com/OccVacSensors)


**Order now:**

Contact your local electrical distributor

XCT technology with cross-correlation—won't leave you in the dark


**Lutron sensors detect fine motion, like reading a book, better than other PIR sensors.**  
Breakthrough sensing technology ensures lights stay on when a room is occupied and off when it's not.

✓ **Major Motion**




Person walking 3 feet

✓ **Minor Motion**




Movements like extending your arm

✓ **Fine Motion**

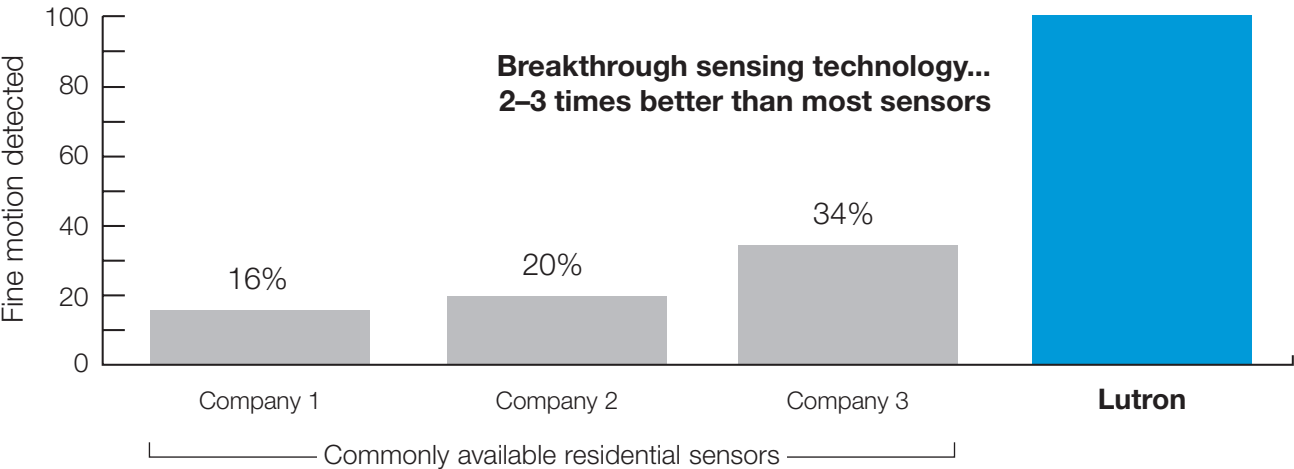


Small movements like flipping pages of a book

✓ **No False-On**



Lights stay off when room is unoccupied



For testing methods see [lutron.com/sensortest638](https://lutron.com/sensortest638)

✓ **Very fine motion**



Minimal movements like typing on a keyboard

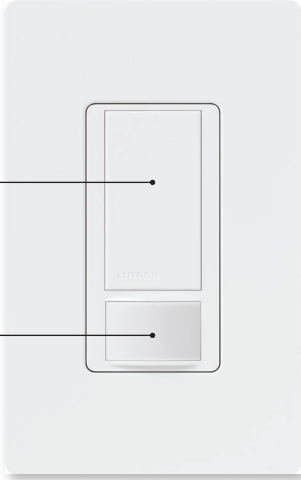
**XCT technology now available for dual-technology sensors.**  
Dual-technology sensors use PIR and ultrasonic technologies together for maximum sensitivity.

Durable design with modern, clean aesthetic

**Lutron sensors are engineered with robust components, combined with award-winning design.**

Extended relay lifetime  
(250,000 on/off switch cycles)

Tamper-resistant lens





Any voltage, any phase  
(120V-only sensors also available)


Ambient light detection  
(set to learnable or fixed)


Available in 25 colors


Controls all lighting and fan loads


**LED**


**CFL**


**Incandescent/  
halogen**

**Magnetic  
low voltage**

**Electronic  
low voltage**

**Low voltage  
LED**

**Fluorescent/  
LED**

**120V Fan**

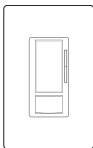
LED+ dimmer model  
can dim these loads

0-10V dimmer model  
can dim these loads



**LED+ dimmer sensor**

- Combines a Maestro LED+ dimmer with an occupancy or vacancy sensor
- Controls up to 150W dimmable LED/CFL or 600W incandescent/halogen



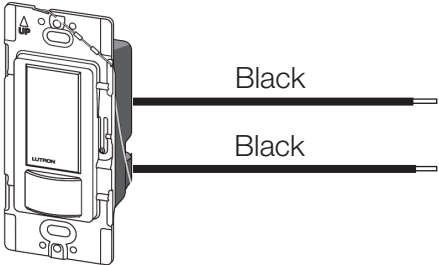
**0-10V dimmer sensor**

- Optimized for ideal sensitivity
- Settings are simple to adjust—no dip switches or dials

Simplified Wiring

Mistake-proof wiring—no polarity for line- or load-side wiring

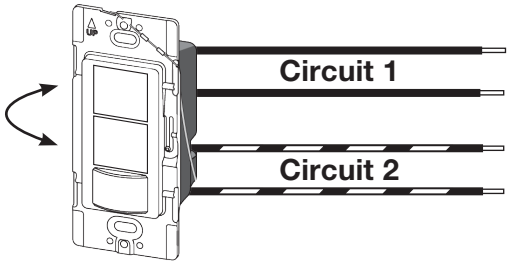
Single-circuit (including dimming)



Any voltage  
120V & 120V - 277V

Any phase  
Phase A, B, or C

Dual-circuit



Any voltage  
120V - 277V

Any phase  
Phase A, B, or C

Easily reassign

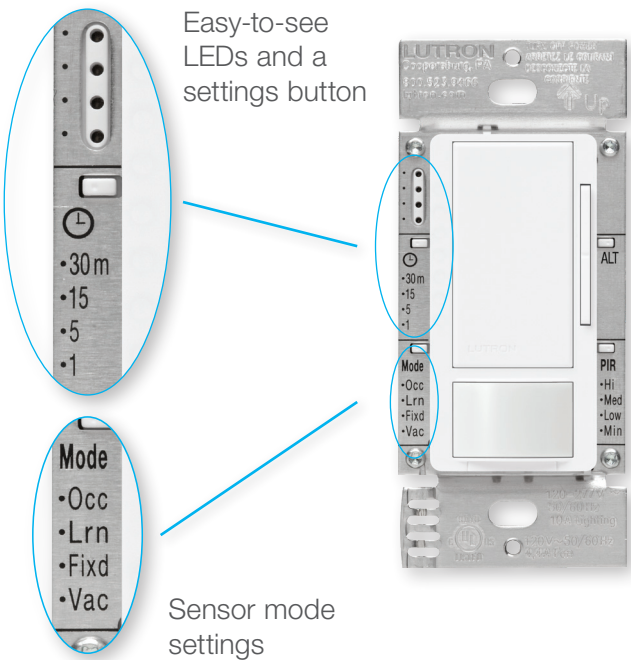
Change circuit with button press; no rewiring

\* Dual-technology no neutral models available, require line- and load-specific wiring

Easy set up

No dip switches or dials

- Simple button-press changes settings
  - Timeout
  - Sensitivity
  - Mode
    - Occupancy
    - Ambient light detection
    - Vacancy
- 0-10V dimmers and dual-tech models feature easy-to-see LEDs to indicate settings
- Dual-circuit models feature independent settings per circuit



Wireless sensors communicate to other wireless devices using Lutron's Clear Connect RF technology

Extend Coverage

- Add a Radio Powr Savr occupancy/vacancy sensor for additional coverage in a space



Ceiling mount  
LRF2-OCR2B-P-WH



Wall mount  
LRF2-OWLB-P-WH  
Corner mount  
LRF2-OKLB-P-WH  
Hallway  
LRF2-OHLB-P-WH



Maestro Wireless models  
0-10V dimmer sensor and 8A sensor switch

Enhance control

- Mount a Pico wireless remote to a wall or place it on a tabletop stand for flexible control from anywhere in the room
- Add a daylight sensor to dim lights when natural light is available



Pico wireless remote  
PJ2-3BRL-GXX-L01



Wallplate adapter  
PICO-WBX-ADPT  
Wallplate  
CW-1-XX



Tabletop pedestal  
L-PEDX-XX



Radio Powr Savr  
daylight sensor  
LRF2-DCRB-WH

Make your system smarter

- Add a Vive wireless hub for centralized control and integration
- Use Vive Vue software to deliver advanced intelligence necessary for today's smart buildings and the IoT











Vive wireless hub  
HJS-0-FM













Vive Vue software

Sensor model information and key applications

	 2A and 5A PIR	 6A PIR	 RF PIR	 PIR dual-circuit
Model number	MS-OPS2-XX* no neutral required (2A model) MS-OPS5M-XX* no neutral required (5A model)	MS-OPS6M2-DV-XX* no neutral required MS-OPS6M2U-DV-XX* neutral optional	MRF2S-8SS-XX* neutral required	MS-OPS6-DDV-XX* no neutral required
Key applications	 Small space Kitchen	 Breakroom Office	 Bathroom Private office	 Training room Conference room
Technology	XCT PIR	XCT PIR	XCT PIR	XCT PIR
Coverage (sq ft)	900 (major) 400 (minor)	900 (major) 400 (minor)	900 (major) 400 (minor)	900 (major) 400 (minor)
Timeout	1, 5, 15, or 30 minutes	1, 5, 15, or 30 minutes	1, 5, 15, or 30 minutes	1, 5, 15, or 30 minutes per circuit
Voltage	120V	120-277V	120V/277V	120-277V per circuit
Amperage/wattage	2A lighting (2A model) 5A lighting (5A model) 3A (120V) fan (5A model)	6A lighting 3A (120V) fan	8A lighting	6A lighting 4.4A fan (120V) per circuit
Single pole, 3-way, multi-location	Single pole/3-way/ multi-location	Single pole/3-way/ multi-location	Single pole/3-way/ multi-location	Single pole
Ambient light detection	Smart	Smart	Smart or fixed	Smart
Tamper-resistant lens	✓	✓	✓	✓
Energy code met	Automatic shutoff	Automatic shutoff	Automatic shutoff	Automatic shutoff Multi-level lighting**

\* XX denotes color suffix  
\*\* Meets this requirement when bi-level control is allowed

	 LED+ dimmer sensor	 0-10V dimmer sensor	 RF 0-10V dimmer sensor	 Dual-tech	 Dual-tech dual-circuit
Model number	MSCL-OP153M-XX* no neutral required	MS-Z101-XX* neutral optional	MRF2S-8SD010V-XX* neutral required	MS-A102-XX* no neutral required MS-B102-XX* neutral required	MS-A202-XX* no neutral required MS-B202-XX* neutral required
Key applications	 Kid's room Kitchen	 Private office Conference room	 Conference room Private office	 Private office Bathroom	 Conference room Training room
Technology	XCT PIR	XCT PIR	XCT PIR	XCT dual-technology (PIR and ultrasound)	XCT dual-technology (PIR and ultrasound)
Coverage (sq ft)	900 (major) 400 (minor)	900 (major) 400 (minor)	900 (major) 400 (minor)	900 (major) 400 (minor)	900 (major) 400 (minor)
Timeout	1, 5, 15, or 30 minutes	1, 5, 15, or 30 minutes	1, 5, 15, or 30 minutes	1, 5, 15, or 30 minutes	1, 5, 15, or 30 minutes per circuit
Voltage	120V	120-277V	120/277V	120-277V	120-277V per circuit
Amperage/wattage	600W inc/halogen 150W LED/CFL	8A lighting	8A lighting	6A lighting 4.4A fan (120V)	6A lighting 4.4A fan (120V) per circuit
Single pole, 3-way, multi-location	Single pole/3-way/ multi-location	Single pole/3-way/ multi-location	Single pole/3-way/ multi-location	Single pole/3-way/ multi-location (neutral model only)	Single pole/3-way (neutral model only)
Ambient light detection	Smart	Smart or fixed	Smart or fixed	Smart or fixed	Smart or fixed
Tamper-resistant lens		✓	✓	✓	✓
Energy code met	Automatic shutoff Multi-level lighting**	Automatic shutoff Multi-level lighting**	Automatic shutoff Multi-level lighting**	Automatic shutoff	Automatic shutoff Multi-level lighting**

Multi-location dimmers/switches work with up to nine companion dimmers/switches, unless RF models, which work with Pico remote controls  
3-way dimmers work with mechanical 3-way switches, unless RF models, which work with Pico remote controls  
Vacancy-only models available. Replace the "O" in the model number with a "V", or for dual-tech or 0-10V vacancy models, add -V- before color code (XX)  
For dual-tech sensors, only neutral optional models allow for 3-way or multi-location applications

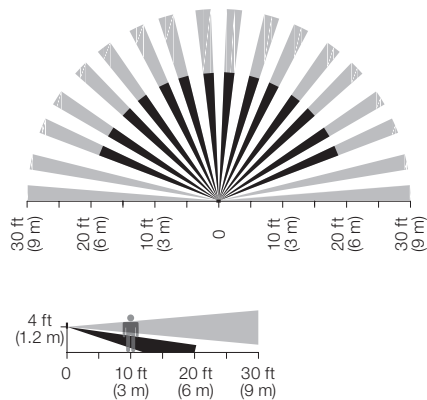


# Additional product information

## Coverage patterns

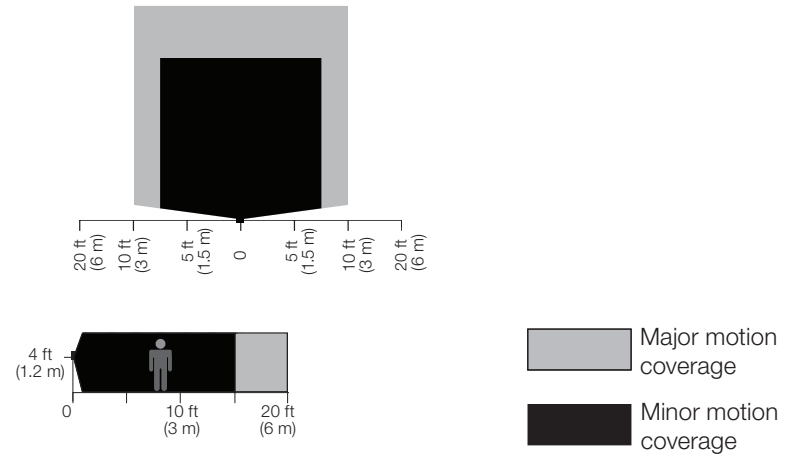
### PIR beam diagram

(for reference only)



### Ultrasonic coverage

(for reference only)



## Code information

### Lutron.com/energycodes

- Automatic shutoff
- Multi-level light controls (dimmers and dual-circuit)
- CA Title 20/24 2013
- ASHRAE 90.1 2010
- IECC 2012

## Largest line of colors available

### Sensors are available in 25 colors; 7 gloss and 18 Satin Colors.

- Gloss colors ship in 2 days
- Satin colors ship in 2-10 days



## All Lutron products backed by world-class support

### Lutron.com/support

- 24/7 live technical support: 1.800.523.9466
- Customer service/quotes: 1.888.588.7661



**lutron.com**

World Headquarters 1.610.282.3800

Technical Support 1.800.523.9466 (Available 24/7)

Customer Service 1.888.LUTRON1 (1.888.588.7661)

The Lutron logo, Lutron, Clear Connect, LED+, Maestro, Maestro Wireless, Pico, Radio Powr Savr, Satin Colors, Vive, and XCT are trademarks or registered trademarks of Lutron Electronics Co., Inc., in the U.S. and/or other countries.

© 06/2020 Lutron Electronics Co., Inc. | P/N 367-2479 REV I

