

Project:	Type:	Prepared By:	Date:
-----------------	--------------	---------------------	--------------



Features and Benefits

- Replaces 18W/26W/32W G24d & G24q CFL Lamps
- Ballast Bypass. Integral Driver enables lamp to be wired directly to line voltage without need for an external driver or ballast
- Compatible with G24d / GX24d & G24q / GX24q installations
- 50,000 hour Lifespan
- Environmentally friendly, no mercury used
- UL Classified
- Rated for use in enclosed and open fixtures in dry or damp locations
- Non-Dimmable
- 5 Year No Compromise Warranty

Technical Specifications		
Performance	Dimmable:	Warranty:
Product Type: Compact	No	RAB warrants that our LED products will be free from defects in materials and workmanship for a period of five (5) years from the date of delivery to the end user, including coverage of light output, color stability, driver performance and fixture finish. RAB's warranty is subject to all terms and conditions found at rablighting.com/warranty .
Input Wattage: 9W	Construction	LED Characteristics
Lumens (Nominal): 1000lm	Bulb Shape: PLC	Color Temperature: 5000K Daylight
Efficacy: 111 lm/W	Finish: Frosted	Electrical
Color Accuracy (CRI): 82 CRI	Base Type: G24d	Power Factor: 0.9
L70 Lifespan: 50,000 Hours	For Use Outdoors in Open Fixtures: No	Operating Temperature: -20°C - 45°C
	Other	Input Voltage: 120-277V AC
	Equivalency: 26W Fluorescent	

Technical Specifications (continued)

Electrical

Operating Frequency:

50/60Hz

Installation

Installation Type:

Type B, Ballast Bypass

Installation Orientation:

Horizontal

Electrical Characteristics

THD:

<20%

Compliance

UL Recognized:

Yes

UL Classified:

Yes

CEC Status:

Lawful for sale in California


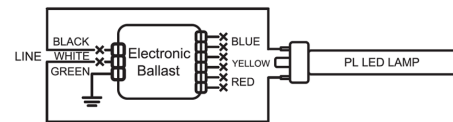
Application:

Suitable for damp locations and totally enclosed fixtures.

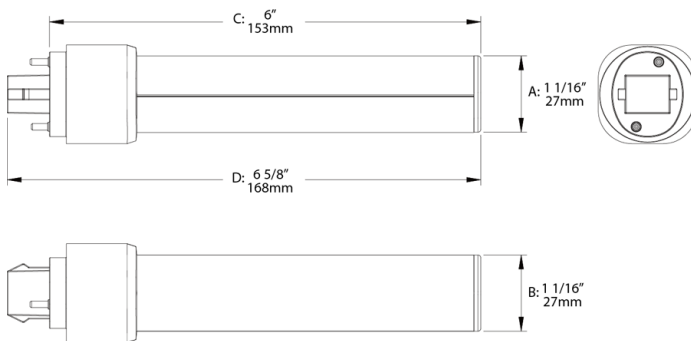
Case and Pallet Dimensions

	QTY	LENGTH (in)	WIDTH (in)	HEIGHT (in)
CASE	12	6.5	4.9	7.1
PALLET	4032	47.2	39.4	49.6

Wiring Diagram



Dimension



Light Distribution

