

DESCRIPTION

The RSQ4 is an integrated LED module / trim with a square shallow lens suitable for new construction, remodel and retrofit installation. Certified for use with Halo and compatible 4" housings and can be used with housings in direct contact with insulation. Integral gasket provides airtight compliance in non-airtight housings, provides code compliance and additional energy savings. Use for general area lighting in low to medium height ceilings where energy savings and long life are desired.

Catalog #		Type
Project		
Comments		Date
Prepared by		

SPECIFICATION FEATURES

MODULE

- Module / trim is field interchangeable and upgradable, LED module consists of LED array, optical assembly, driver and self-flanged trim
- Integral aluminum heat sink provides passive thermal cooling achieving L70 at 70,000 hours in IC and non-IC applications.

LED ARRAY

- Plurality of mid-power LEDs provide a uniform source with high efficiency and long life
- Available in 90 CRI minimum, R9 greater than 50 and color accuracy within 4 SDCM provides color accuracy and uniformity
- Available in 2700, 3000, 3500 and 4000 K fixed CCT
- Optional field selectable color temperature, select from 2700, 3000, 3500, 4000 and 5000 K CCT

OPTICAL ASSEMBLY

- Precision molded optic organizes source flux into wide distribution, useful for general area lighting
- Regressed flat lens provides uniformity
- Meets Energy Star color angular uniformity requirements, color deviation is less than 0.006 u' v

CONNECTORS

- Two-conductor wire mount CJT type connector is rated for 120V and mates with LED housings or E26 adapter (provided)

DRIVER

- Standard 1E constant current driver option with 120V 60 Hz input provides quiet operation
- Leading or trailing edge phase cut dimming to 5% with select controls, meets CAT24 flicker requirements

RETENTION

- Stainless steel friction blades hold module securely in the housing
- Can be installed in any orientation allowing trim to be aligned with architecture
- Module / trim can be removed from below the aperture for service or replacement

TRIM

- Die cast aluminum trim can be removed in the field and replaced with optional designer series trims to match many décors
- Step baffle provides additional cutoff to source

GASKETS

- Closed cell gaskets achieve restrictive airflow requirements without additional caulking

COMPLIANCE

- UL Certified Safety, US & CA when used with Halo and other's housings, see instruction sheet for conditions of acceptability
- Wet location listed and IP44 ingress protection rated, covered ceiling only

- Airtight per ASTM-E283-04
 - Suitable for use in clothes closets when installed in accordance with the NEC 410.16 spacing requirements
 - EMI/RFI emissions per FCC 47CFR Part 15 consumer limits
 - Contains no mercury or lead and RoHS compliant
 - Photometric testing in accordance with IES LM-79-08
 - Lumen maintenance projections in accordance with IES LM-80-08 and TM-21-11
 - Can be used for State of California Title 24 high efficacy LED compliance under JA8, reference Modernized Appliance Efficiency Database System (MAEDBS) for 2016 JA8 High Efficacy Lighting
 - Certified to State of California Title 20, State-regulated LED Lamp; reference Modernized Appliance Efficiency Database System (MAEDBS) for State-regulated LED Lamp
 - ENERGY STAR certified, reference "Certified Light Fixtures" database
- WARRANTY**
- Five year limited warranty, consult website for details. www.cooperlighting.com



RSQ4

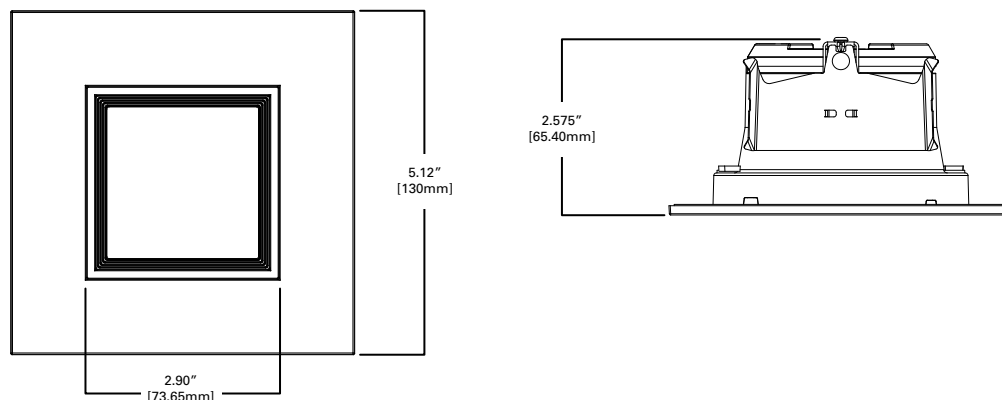
4-Inch Square All-Purpose LED Retrofit Module

Up to 900 Lumens



2700K • 3000K • 3500K
4000K • 5000K

DIMENSIONS



ENERGY DATA	
Lumens	900 Series
Input Voltage	120V
Input Current	82 (mA)
Input Power	9.8 (W)
Inrush (A)	0.69 @ 14mS
THD	≤ 20%
PF	≥ 0.90
T Ambient	-40° - +40°C
Sound Rating	≤ 21dba



Refer to ENERGY STAR® Certified Products List. Can be used to comply with California Title 24 High Efficacy requirements. Certified to California Appliance Efficiency Database under JA8.



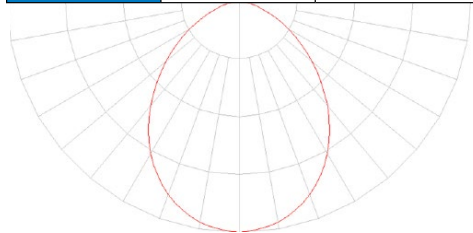
ORDERING INFORMATION

SAMPLE NUMBER: RSQ4089301EMWWB

Models	Lumens	CRI / CCT	Driver	Finish	Accessories
RSQ4 = 4" all-purpose square LED module	08 = 800 lumens (nominal)	927 = 90 CRI (min), 2700 K CCT 930 = 90 CRI (min), 3000 K CCT 935 = 90 CRI (min), 3500 K CCT 940 = 90 CRI (min), 4000 K CCT 9FS = 90 CRI minimum, field selectable CCT, choose 2700, 3000, 3500, 4000 or 5000 K CCT	1E = 120V 60Hz, LE & TE phase cut 5% dimming with select dimmers	MWWB = matte white flange and baffle	RSQ4TRMMW = 4" square trim, matte white flange and splay, field paintable RSQ4TRMSNB = 4" square trim, satin nickel flange and baffle RSQ4TRMTBZB = 4" square trim, tucson bronze flange and baffle
Housings					
H245ICAT = 4" IC, airtight ultra-shallow new construction LED housing, 120 - 277V H245RICAT = 4" IC, airtight ultra-shallow remodeler LED housing, 120 - 277V H99TAT = 4" non-IC, airtight shallow new construction E26housing, 120V H99RTAT = 4" non-IC, airtight shallow remodeler E26housing, 120V H99ICAT = 4" IC, airtight shallow new construction E26housing, 120V H995ICAT = 4" IC, airtight shallow new construction LED housing, 120 - 277V H995RICAT = 4" IC, airtight shallow remodeler LED housing, 120 - 277V		E4TATSB = 4" non-IC, airtight shallow new construction E26 housing, adjustable socket bracket, 120V E4RTATSB = 4" non-IC, airtight shallow remodeler E26 housing, adjustable socket bracket, 120V E4ICATSB = 4" IC, airtight shallow new construction E26 housing, adjustable socket bracket, 120V H4NCMF = 4" new construction mounting frame, for use with 4-inch remodeler housings			

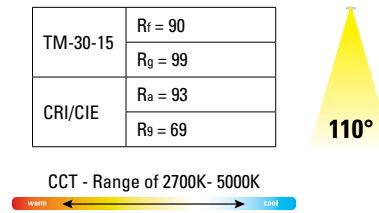
PHOTOMETRIC DATA

RSQ4089FS1EMWWB (3000K)		
Luminaire lumens	830	
Input watts	9.6	
LER (LPW)	86.5	
Spacing Criteria	0-180	1.16
	90-270	1.16
	Diagonal	1.26
Beam angle (degrees)	90.3	
Field angle (degrees)	143.1	
Zonal lumen	Lumens	% Lumens
0-30	288	34.7
0-40	454	54.7
0-60	726	87.5
0-90	830	100



* Tested in accordance with IES LM63. Field results may vary.

Color Metric Summary - 3000K



Product Specifications

PRODUCT SPECIFICATIONS	
Lumens	830
Watts	9.6
Lumens Per Watt (Efficacy)	86.5
Color Accuracy (CRI)	93
Light Color (CCT)	3000K
Correlated Color Temperature (CCT)	
warm white soft white bright white 2700K 3000K 4500K 6500K	

CATALOG NUMBER	CCT	CRI	Lumens	Power (W)	LPW
RSQ4089FS1EMWWB	2700K	91	805	9.5	84.7
RSQ4089FS1EMWWB	3000K	93	830	9.6	86.5
RSQ4089FS1EMWWB	3500K	94	870	9.7	89.7
RSQ4089FS1EMWWB	4000K	94	880	9.7	90.7
RSQ4089FS1EMWWB	4000K	93	900	9.6	93.8